

**ZULULAND DISTRICT MUNICIPALITY**

**SERVICE DELIVERY & BUDGET IMPLEMENTATION PLAN**

**FOR THE QUARTER ENDED 31 DECEMBER 2022**

---

## **CONTENTS**

1. Introduction
  - 1.1 Background to the SDBIP
  - 1.2 Purpose of the SDBIP
  - 1.3 Importance of SDBIP
  - 1.4 The Role of Council with regards to the SDBIP
  - 1.5 Role of the Accounting Officer with regards to the SDBIP
  - 1.6 Key components of the 2022/2023 SDBIP
2. Monthly Projections of Revenue to be collected by Source
3. Monthly Projections of Expenditure by Source
4. Projections of Expenditure and Revenue for each vote
5. Quarterly Projections of Service Delivery Targets and Performance Indicators for each vote
6. Detailed Capital Works Plan (MIG)
7. Approval by the Honourable Mayor

---

## **1. Introduction**

### **1.1. Background to the SDBIP**

In terms of Section 69 (3) (a) of the Municipal Finance Management Act, the Municipal Manager must submit the SDBIP to the Mayor within 14 days after the approval of the Budget. The mayor must subsequently approve the SDBIP within 28 days after the approval of the Budget in terms of Section 53 (1) (c) (ii) of the Municipal Finance Management Act. The Annual Budget for the 2022/23 financial year was approved by Council on 30 June 2022. The SDBIP for the Zululand District Municipality was approved by the mayor within 28 days after approval of budget as stated in S53 (1) (c) (ii) and it will be monitored and revised quarterly.

### **1.2. Purpose of the SDBIP**

The purpose of the SDBIP can be summarized as follows:

1. It is a vital link between the mayor and the administration of the municipality;
2. It facilitates the process for holding management accountable for its performance;
3. It is a tool for implementation, management and monitoring; and
4. It further serves as the basis for the performance measurement in service delivery against the year-end targets and the implementation of the budget.

### **1.3. Importance of the SDBIP**

A properly formulated SDBIP will ensure that appropriate information is circulated internally and externally for purposes of monitoring the execution of the budget, and it:

- *Enables the Mayor to monitor the performance of the Municipal Manager,*
- *Municipal Manager to monitor the performance of the senior managers; and*
- *The community to monitor the performance of the municipality.*

It is the excellent mechanism that produces quarterly targets that are reported to ensure implementation of the IDP. The SDBIP will also empower all councillors specifically facilitating engagement at ward level and allow them to undertake the appropriate oversight and monitoring of programs. The SDBIP will also measure in-year progress in the implementation of the budget; under spending of budget will be dealt with at early stages because it is reviewed quarterly.

---

#### **1.4. The Role of Council with regards to the SDBIP**

It is vitally important for Council to note that the components of the SDBIP are primary indicators of the municipality's performance on the annual Budget. In this regard, Councillors are encouraged to scrutinize the various components of the SDBIP and to pose questions where it is deemed necessary. This form of in-year reporting should uncover major problems and is aimed at ensuring that the Mayor and the Municipal Manager take the corrective steps when any unanticipated problems arise.

#### **1.5. Role of the Accounting Officer in respect of the SDBIP**

The Accounting Officer must:

1. Implement the Budget;
2. Ensure that spending is in accordance with the Budget and ensure that the expenditure is reduced when revenue is anticipated to be less than projected in the Budget or the SDBIP
3. Ensure that revenue and expenditure is properly monitored;
4. Prepare an adjustments Budget when necessary; and
5. Submit the draft SDBIP and draft annual performance agreements for the Municipal Manager and all senior managers.

#### **1.6. The key components of the 2022/2023 SDBIP**

In terms of Circular No. 13 of the MFMA No. 56 of 2003, the SDBIP must contain:

- Monthly projections of revenue to be collected for each source;
- Monthly projections of expenditure by source (not required in terms of this Act);
- Monthly projections of expenditure (operating and capital) and revenue for each vote;
- Quarterly projections of service delivery targets and performance indicators of each vote;
- Detailed capital works plan broken down by ward over three years  
(Capital Plan – MIG)

These components of the SDBIP are discussed below.

---

## 2. MONTHLY PROJECTIONS OF REVENUE PER SOURCE

In terms of Section 15 of the MFMA, a municipality may, except where otherwise provided in this Act,

- incur expenditure only in terms of the approved Budget; and
- Within the limits of the amounts appropriated for the different votes in the approved Budget.

One of the most important and basic priorities of a municipality is to collect all its revenue as budgeted for, failure to collect the revenue will undermine the municipality's ability to deliver services. The SDBIP contains the monthly projections of revenue to be collected per source for the 2022/2023 financial year. The reason for the inclusion of this component of the SDBIP is to ensure that the municipality monitors revenue collected during the quarter as all expenditure to be incurred in terms of the approved Budget must be financed from realistically anticipated revenues to be collected.

The Accounting Officer must monitor the actual revenues received against those projected in the SDBIP and submit explanations of any remedial action to be taken to ensure that projected revenue and expenditure remain within the municipality's approved Budget. This type of information requires the municipality to take urgent remedial steps to ensure it improves on its revenue-collection capacity if it wants to maintain its levels of service delivery and expenditure.

The revenue for the quarter ended 31 December 2022 is indicated below as follows:

### Monthly projections of total Revenue per Source

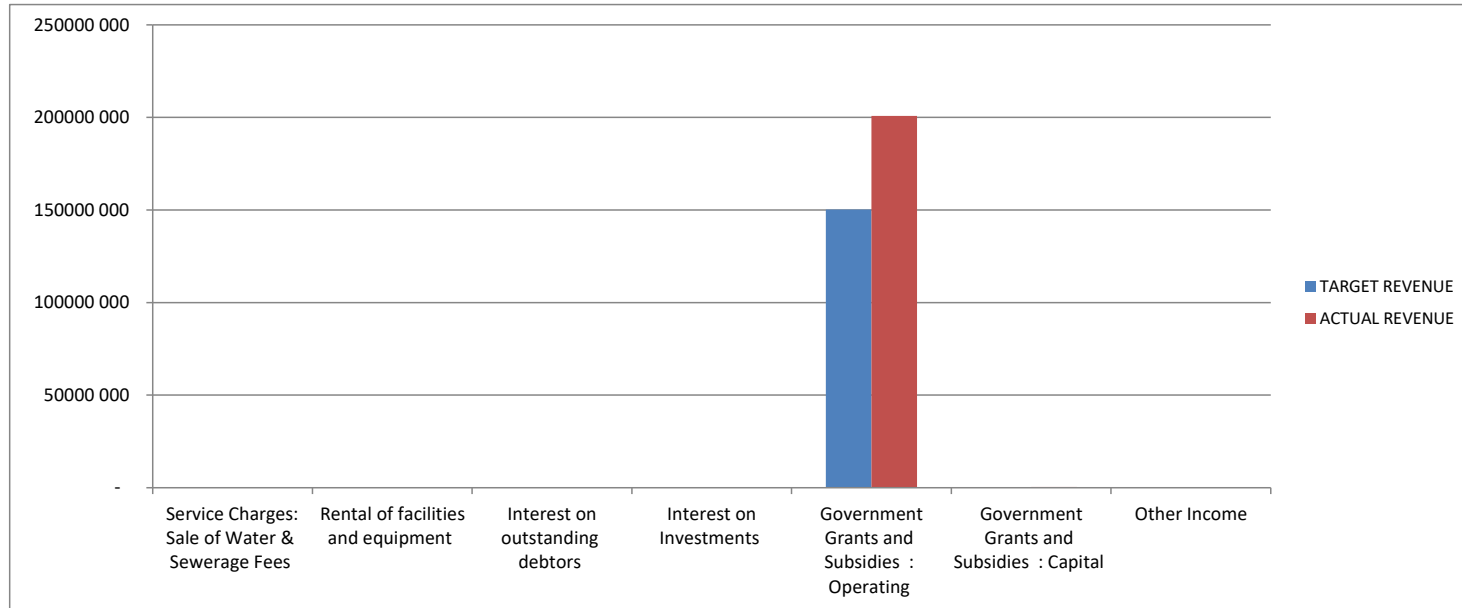
The municipality must ensure that it has instituted measures to achieve monthly revenue targets for each revenue source. In order to ensure realistic revenue projections and ultimately balanced budgets, the Zululand District Municipality has to have comprehensive, coherent revenue policies that take into account appropriate service delivery levels, standards, ability to pay and collection efforts.

**Monthly projections of Revenue by Source of  
Zululand District Municipality for the Quarter  
ended 31 December 2022**

**Monthly Projections of Revenue by Source**

Revenue by Source	OCTOBER		NOVEMBER		DECEMBER		Totals for Q 2		Variance
	Target	Actual	Target	Actual	Target	Actual	Target	Actual	
Property rates	-	-	-	-	-	-	-	-	-
Service charges - electricity revenue	-	-	-	-	-	-	-	-	-
Service charges - water revenue	5 666 667	3 600 993	5 666 667	3 310 123	5 666 667	2 992 643	17 000 000	9 903 759	7 096 241
Service charges - sanitation revenue	1 041 667	1 290 063	1 041 667	1 228 059	1 041 667	1 168 657	3 125 000	3 686 779	-561 779
Service charges - refuse revenue	-	-	-	-	-	-	-	-	-
Rental of facilities and equipment	15 291	17 342	15 291	18 934	15 291	17 342	45 872	53 617	-7 746
Interest earned - external investments	500 000	504 393	500 000	119 462	500 000	24 273	1 500 000	648 128	851 872
Interest earned - outstanding debtors	7 083	15 869	7 083	18 091	7 083	21 307	21 250	55 267	-34 017
Fines, penalties and forfeits	12 500	3 702	12 500	13 414	12 500	2 729	37 500	19 845	17 655
Licences and permits	-	6 255	-	6 561	-	750	-	13 566	-13 566
Transfers and subsidies	50 108 833	2 303 284	50 108 833	26 332	50 108 833	198 549 444	150 326 500	200 879 060	-50 552 560
Other revenue	59 208	108 484	59 208	93 771	59 208	212 000	177 625	414 255	-236 630
Gains	-	-	-	-	-	-	-	-	-
<b>TOTALS</b>	<b>57 411 249</b>	<b>7 850 384</b>	<b>57 411 249</b>	<b>4 834 747</b>	<b>57 411 249</b>	<b>202 989 145</b>	<b>172 233 747</b>	<b>215 674 275</b>	<b>-43 440 528</b>

**Q2 Chart - Monthly Projections of Revenue by Source**



---

### **3. MONTHLY PROJECTIONS OF EXPENDITURE PER SOURCE**

The monthly projections of expenditure per source is not included in terms of circular No 13 of the MFMA, but we as Zululand District Municipality have decided to add this component in order to see the movement of expenditure per source on monthly basis to be able to respond promptly and to initiate any remedial steps when necessary.

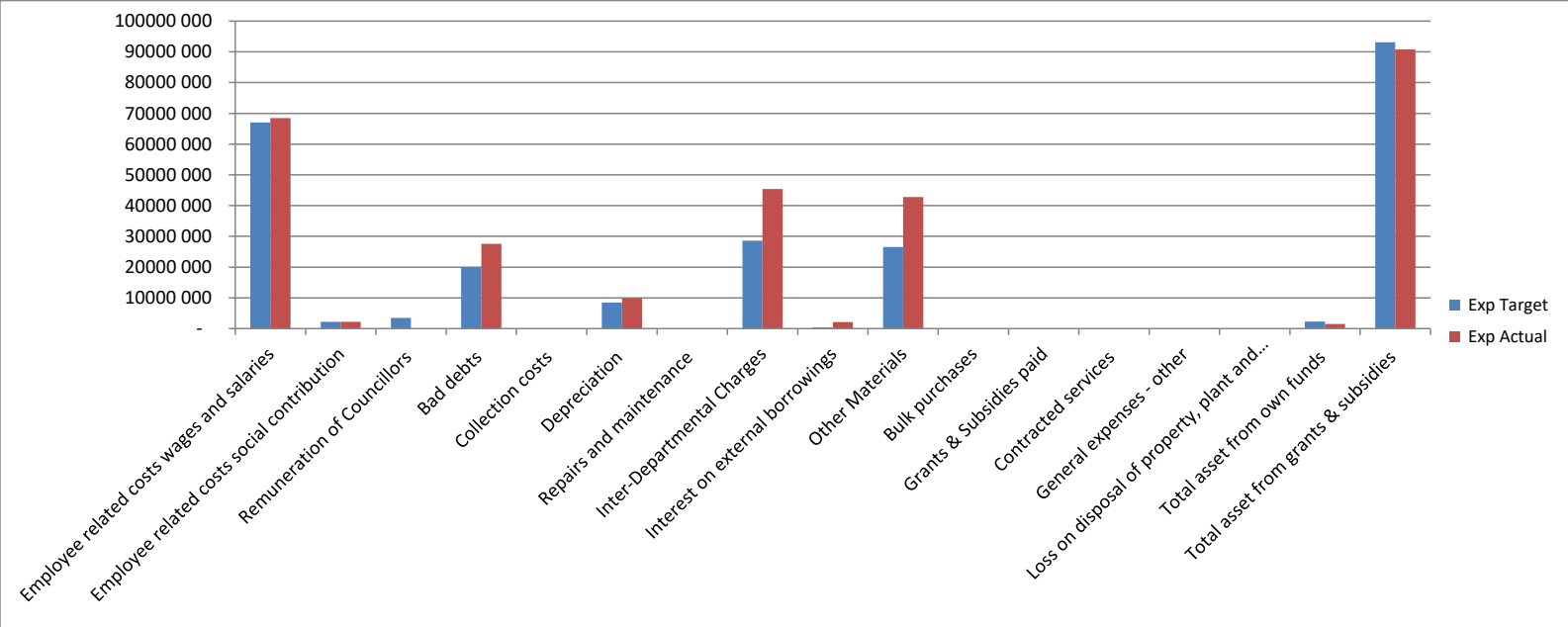


**Monthly Projections of Expenditure by Source of  
Zululand District Municipality for the Quarter ended 31 December 2022**

**Monthly Projections of Expenditure by Source**

Expenditure by Source	OCTOBER		NOVEMBER		DECEMBER		Totals for Q 2		Variance
	Target	Actual	Target	Actual	Target	Actual	Target	Actual	
<b>Operating Expenditure</b>									
Employee related costs	22 346 004	21 874 949	22 346 004	23 387 144	22 346 004	23 165 791	67 038 012	68 427 884	-1 389 873
Remuneration of councillors	730 894	703 368	730 894	754 876	730 894	722 407	2 192 681	2 180 650	12 031
Debt impairment	1 166 667	-	1 166 667	-	1 166 667	-	3 500 000	-	3 500 000
Depreciation & asset impairment	6 666 667	6 666 667	6 666 667	6 666 667	6 666 667	14 251 771	20 000 001	27 585 105	-7 585 104
Finance charges	-	-	-	87 773	-	-	-	87 773	-87 773
Inventory consumed	2 820 267	7 923 798	2 820 267	1 310 755	2 820 267	631 311	8 460 802	9 865 864	-1 405 062
Contracted services	9 523 375	6 984	9 523 375	7 513 646	9 523 375	30 930 037	28 570 126	45 427 770	-16 857 644
Transfers and subsidies	117 494	-	117 494	126 225	117 494	2 000 000	352 481	2 126 225	-1 773 744
Other expenditure	8 858 307	9 624 131	8 858 307	11 725 253	8 858 307	21 470 732	26 574 921	42 820 115	-16 245 194
Losses	-	-	-	-	-	-	-	-	-
<b>Total Operating Expenditure</b>	<b>52 229 675</b>	<b>53 777 000</b>	<b>52 229 675</b>	<b>51 572 339</b>	<b>52 229 675</b>	<b>93 172 049</b>	<b>156 689 025</b>	<b>198 521 388</b>	<b>-41 832 363</b>
<b>Capital Expenditure</b>									
Total asset from own funds	755 130	639 262	755 130	84 702	755 130	777 962	2 265 391	1 501 926	763 466
Total asset from grants & subsidies	31 025 500	26 696 228	31 025 500	18 560 476	31 025 500	45 577 744	93 076 500	90 834 448	2 242 052
<b>Total Operating Expenditure</b>	<b>31 780 630</b>	<b>27 335 490</b>	<b>31 780 630</b>	<b>18 645 178</b>	<b>31 780 630</b>	<b>46 355 706</b>	<b>95 341 891</b>	<b>92 336 373</b>	<b>3 005 518</b>
<b>TOTAL EXPENDITURE</b>	<b>84 010 305</b>	<b>81 112 490</b>	<b>84 010 305</b>	<b>70 217 517</b>	<b>84 010 305</b>	<b>139 527 754</b>	<b>252 030 916</b>	<b>290 857 761</b>	<b>-38 826 845</b>

**Q2 Chart - Monthly Projections of Expenditure by Source**



---

#### **4. PROJECTIONS OF REVENUE & EXPENDITURE PER VOTE**

It is important to view expenditure in relation to the revenue used to finance it. In this context, it is easy to see when expenditure exceeds Revenue and the necessary remedial steps can then be taken to correct this situation. Failure to monitor expenditure in relation to Revenue will seriously hamper the municipality's ability to achieve its strategic goals for the year.

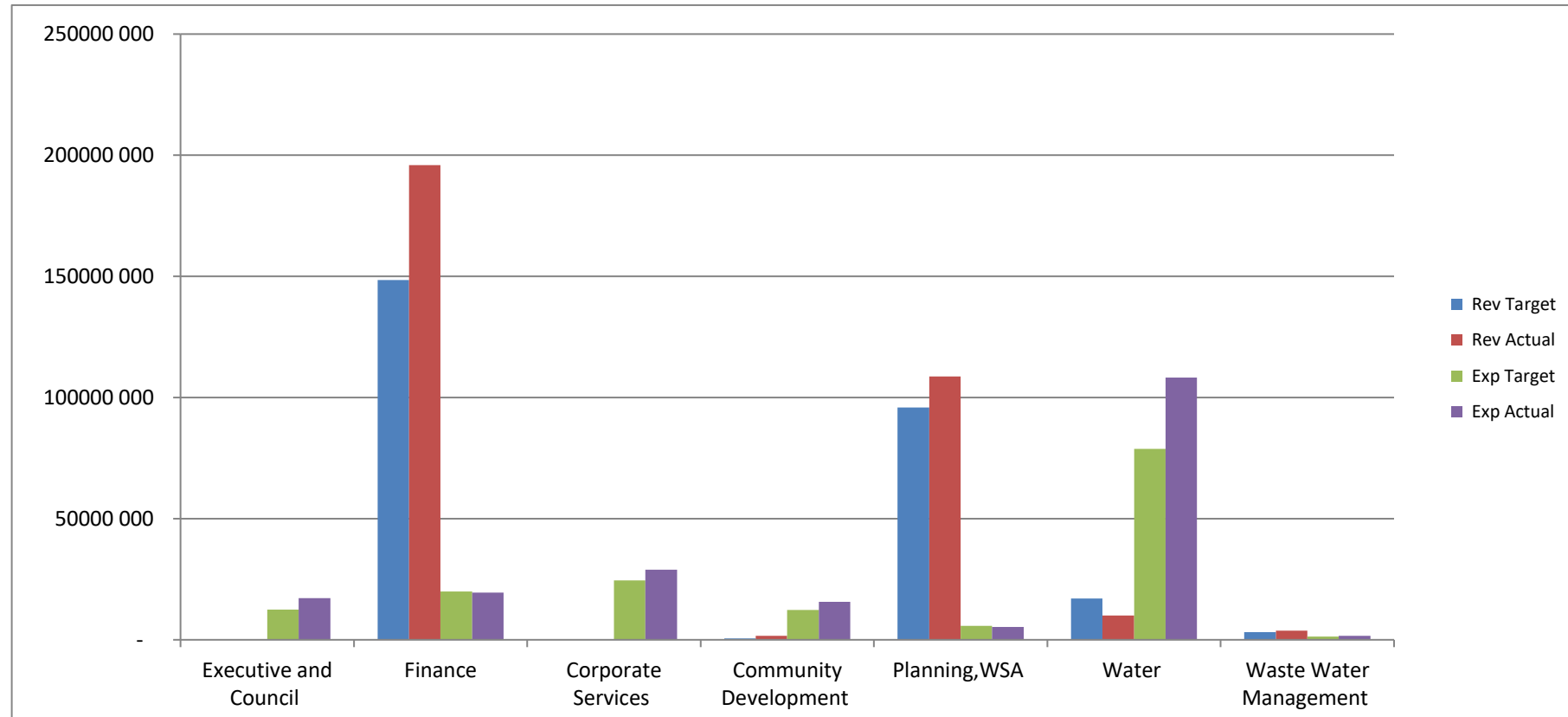
##### Projections of Expenditure and Revenue per Vote

Compares the planned revenue and expenditure for the quarter ended 31 December 2022. It is clear that Zululand District Municipality will spend a lot in the provision of water to the community that it serves.

Monthly Projections of Expenditure & Revenue by Vote  
for Zululand District Municipality for the Quarter  
ended 31 December 2022

Monthly Projections for expenditure and revenue by vote	OCTOBER					NOVEMBER					DECEMBER					TOTALS											
	OPEX	Actual	CAPEX	Actual	Revenue	Actual	OPEX	Actual	CAPEX	Actual	Revenue	Actual	OPEX	Actual	CAPEX	Actual	Revenue	Actual	OPEX	ACTUAL	VARIANCE	CAPEX	ACTUAL	VARIANCE	REVENUE	ACTUAL	VARIANCE
Executive and Council	4 141 613	3 482 445	-	-	-	-	4 141 613.17	4 894 798	-	-	-	-	4 141 613	8 771 006	-	-	-	-	12 424 840	17 148 250	-4 723 410	-	-	-	-	-	-
Finance	6 649 340	4 269 940	39 855	-	49 515 416	752 722	6 649 340.17	7 756 919	39 855	20 000	49 515 416	223 013	6 649 340	7 439 762	39 855	-	49 515 416	194 918 928	19 946 021	19 466 621	481 399	119 565	20 000	99 565	148 546 247	195 894 662	-47 348 415
Corporate Services	8 190 811	8 977 191	276 496	-	70 833	36 000	8 190 811.00	9 304 996	274 322	64 702	70 833	-	8 190 811	10 702 736	274 322	23 800	70 833	38 000	24 572 433	28 984 923	-4 412 490	825 141	88 502	736 640	212 500	74 000	138 500
Community Development	4 113 300	4 911 801	172 244	1 255 205	167 583	729 369	4 113 300.17	3 682 267	55 446	687 035	167 583	832 137	4 113 300	7 024 195	55 446	582 462	167 583	13 880	12 339 901	15 618 262	-3 278 362	283 136	2 524 702	-2 241 566	502 750	1 675 387	-1 072 637
Planning & WSA	1 942 525	1 562 455	27 302 692	26 080 285	31 967 500	32 623 003	1 942 524.75	2 078 454	27 304 775	17 873 442	31 967 500	20 419 399	1 942 525	1 669 275	27 304 775	45 577 744	31 967 500	55 657 676	5 827 574	5 310 184	517 390	81 912 242	89 531 470	-7 619 229	95 902 500	106 700 079	-12 797 579
Technical Services	501 004	636 716	-	-	-	-	501 004.42	718 674	-	-	-	-	501 004	798 407	-	-	-	-	1 503 013	2 151 788	-648 785	-	-	-	-	-	-
Water purification and Distribution	26 273 603	29 426 762	61 594	-	5 673 750	3 616 862	26 273 602.83	22 612 465	61 594	-	5 673 750	3 328 214	26 273 603	56 196 403	61 594	171 700	5 673 750	3 013 951	78 820 809	108 235 629	-29 414 821	184 763	171 700	13 063	17 021 250	9 959 026	7 062 224
Waste Water Management	419 562	509 689	-	-	1 041 667	1 293 765	419 561.67	525 766	-	-	1 041 667	1 241 473	419 562	570 264	-	-	1 041 667	1 171 386	1 259 685	1 605 720	-347 035	-	-	-	3 125 000	3 706 624	-581 624
Other	-	-	-	-	-	-	-	-	-	-	-	-	-	-	-	-	-	-	-	-	-	-	-	-	-	-	-
<b>Total</b>	<b>52 231 758</b>	<b>53 777 000</b>	<b>27 852 881</b>	<b>27 335 490</b>	<b>88 436 749</b>	<b>39 051 721</b>	<b>52 231 758.17</b>	<b>51 572 339</b>	<b>27 735 992</b>	<b>18 645 178</b>	<b>88 436 749</b>	<b>26 044 235</b>	<b>52 231 758</b>	<b>93 172 049</b>	<b>27 735 992</b>	<b>46 355 706</b>	<b>88 436 749</b>	<b>254 813 821</b>	<b>156 695 275</b>	<b>198 521 388</b>	<b>-41 826 113</b>	<b>83 324 866</b>	<b>92 336 373</b>	<b>-9 011 507</b>	<b>265 310 247</b>	<b>319 909 778</b>	<b>-54 599 531</b>

Q2 Chart - Monthly Projections of Revenue and Expenditure by Vote



+

---

## **5. QUARTERLY PROJECTIONS OF SERVICE DELIVERY TARGETS AND PERFORMANCE INDICATORS OF EACH VOTE**

In terms of the SDBIP, Zululand District Municipality is required to provide non-financial measurable performance objectives in the form of service delivery targets and other performance indicators. Service delivery targets relate to the level and standards of service being provided to the community, and include targets for the reductions in backlogs of basic services.

The goals and objectives set by Council as quantifiable outcomes that should be implemented by the administration over the next financial year are indicated on the sheet below.

**MID - YEAR PERFORMANCE ASSESSMENT FOR  
FINANCIAL YEAR: 2022/2023**

Strategic Objective(SO)	KPI No.	Key Performance Indicator	Unit of Measure	Formula	IDP Strategic Objective Ref No.	QUARTERLY TARGETS				Mid Year		target date / reporting frequency	Responsible Department	STATUS	REASON FOR VIARIANCE	MEASURES TAKEN TO IMPROVE PERFORMANCE	Portfolio of Evidence
						Target Q1 30 Sep 2022	Actual Q 1 30 Sep 2021	Target Q2 31 Dec 2022	Actual Q2 31 Dec 2021	Mid year Target	Mid year Actual						
Continuously managing all existing infrastructure capital assets to minimize the total cost of owning and operating these assets. (Effective Asset Management, internal & community capacity building, collecting revenue, tariffs, monitoring & evaluation, environmental management)	1	Number of lightning conductors installed in identified rural households within ZDM per quarter	Number	N/A	SO 1.1.1	25 lightning conductors installed in identified rural households per quarter within ZDM	36	25 lightning conductors installed in identified rural households per quarter within ZDM	25	50 lightning conductors installed in identified rural households within ZDM by 31 Dec 2022	61	Quarterly	Corporate Services	Achieved			Certificate of compliance and Beneficiary list with GPS coordinates
	2	Date verification on ZDM infrastructure assets performed	Date	N/A		N/A	Due in Q4	N/A	Due in Q4	Due in Q4	Due in Q4	30-Jun-23	Budget & Treasury	Due in Q4			Engineers certificate
	3	Number of ZDM water contracts under construction per quarter	Number	N/A		20 ZDM water contracts under construction per quarter	23	15 ZDM water contracts under construction per quarter	18	35 ZDM water contracts under construction by 31 Dec 2022	41	Quarterly	Planning services	Achieved			Contracts List and Appointment letters of service providers
	4	Number of ZDM sanitation contracts under construction per quarter	Number	N/A		2 ZDM sanitation contracts under construction per quarter	2	2 ZDM sanitation contracts under construction per quarter	2	2 ZDM sanitation contracts under construction by 31 Dec 2022	2	Quarterly	Planning services	Achieved			Contracts list or Progress reports and Appointment letters for service providers
	5	Number of ZDM water contracts completed per quarter	Number	N/A		5 ZDM water contracts completed per quarter	2	5 ZDM water contract completed per quarter	0	10 ZDM water contracts completed by 31 Dec 2022	2	Quarterly	Planning services	Not Achieved	Projects got delayed due to technical issues and heavy rains in Quarter 2	Contractors to increase manpower and the working pase	Certificate of completion
	6	Percentage of ZDM Water determinants that pass laboratory tests per quarter	Percentage	N/A		85% ZDM Water determinants that pass laboratory tests per quarter	96%	85% ZDM Water determinants that pass laboratory tests per quarter	93%	85% ZDM Water determinants that pass laboratory tests by 31 Dec 2022	95%	Quarterly	Technical Services	Achieved			Lab results
	7	The average time taken to fix spillages per quarter	Hours	N/A		48Hrs average time taken to fix spillages per quarter	28,11 hrs	48Hrs average time taken to fix spillages per quarter	34,6hrs	48Hrs average time taken to fix spillages by 31 Dec 2022	31.35%	Quarterly	Technical Services	Achieved			Job card summary report
	8	Number of domestic water meters installed per quarter	Number	N/A		150 domestic water meters installed per quarter	0	500 domestic water meters installed per quarter	0	650 domestic water meters installed by 31 Dec 2022	0	Quarterly	Budget & Treasury	Not Achieved	Tender had to be re-advertised due to change of specification.	Process will be finalized by end of January 2023	Certificate of completion and Beneficiary list with GPS coordinates
Establishing and maintaining partnerships with government and private sector to accelerate provision of universal, equitable & consistent access to the municipal services that local communities are entitled to.	9	Number of households within ZDM to be provided with access to water within RDP standard per quarter	Number	N/A	SO 1.2.1	327 households within ZDM to be provided with access to water within RDP standard per quarter	331	395 households within ZDM to be provided with access to water within RDP standard per quarter	0	722 households within ZDM to be provided with access to water within RDP standard by 31 Dec 2022	331	30 Jun 23	Planning Services	Not Achieved	Projects got delayed due to technical issues and heavy rains in Quarter 2	Contractors to increase manpower and the working pase	List of beneficiaries and GPS co-ordinates
	10	Number of households within ZDM to be provided with sanitation facilities within RDP standard per quarter	Number	N/A		678 households within ZDM to be provided with sanitation facilities within RDP standard per quarter	209	564 households within ZDM to be provided with sanitation facilities within RDP standard per quarter	598	1242 households within ZDM to be provided with sanitation facilities within RDP standard by 31 Dec 2022	807	Quarterly	Planning Services	Not Achieved	slow start of contractor due to over achieving on 2021/22 financial on the Sanitation projects	Contractor to increase manpower	List of beneficiaries and GPS co-ordinates
	11	Number of evaluation reports of ZDM water service provider (consultants) performed per quarter	Number	N/A		1 evaluation report of ZDM water service provider (consultants) performed per quarter	1	1 evaluation report of ZDM water service provider (consultants) performed per quarter	1	2 evaluation reports of ZDM water service provider (consultants) performed by 31 Dec 2022	2	Quarterly	Planning Services	Achieved			Evaluation reports and Proof of submission
<b>KPA 02 - LOCAL ECONOMIC &amp; SOCIAL DEVELOPMENT</b>																	
Strategic Objective(SO)	KPI No.	Key Performance Indicator	Unit of Measure	Formula	IDP Strategic Objective Ref No.	Target Q1 30 Sep 2022	Actual Q 1 30 Sep 2021	Target Q2 31 Dec 2022	Actual Q2 31 Dec 2021	Mid year Target	Mid year Actual	target date / reporting frequency	Responsible Department	STATUS	REASON FOR VIARIANCE	MEASURES TAKEN TO IMPROVE PERFORMANCE	Portfolio of Evidence
Building the capacity of the people to engage in the economy	12	Number of reports on the Emerging Farmers and SMME's as per the approved ZDM support plan submitted to Community Services Portfolio Committee per quarter	Date	N/A	SO 2.1.2	1 report on the Emerging Farmers and SMME's as per the approved ZDM support plan submitted to Community Services Portfolio Committee per quarter	0	1 report on the Emerging Farmers and SMME's as per the approved ZDM support plan submitted to Community Services Portfolio Committee per quarter	0	2 reports on the Emerging Farmers and SMME's as per the approved ZDM support plan submitted to Community Services Portfolio Committee by 31 Dec 2022	0	Quarterly	Community services	Not Achieved	Due to LED budget being frozen in 1st & 2nd quarter the emerging farmers and SMEE's plan could not be implemented	Implementatoin of plan will commence after the adjustmet of budget	Report and proof of submission
	13	Number of students trained in music or drama within ZDM annually	Number	N/A		N/A	Due in Q4	N/A	Due in Q4	Due in Q4	30-Jun-23	Community Services	Due in Q4			Graduation ceremony list	
	14	Number of students within ZDM trained in visual art annually	Number	N/A		N/A	Due in Q4	N/A	Due in Q4	Due in Q4	30 Jun 23	Community Services	Due in Q4			Graduation ceremony list	
	15	Number of students within ZDM trained in fashion design annually	Number	N/A		N/A	Due in Q4	N/A	Due in Q4	Due in Q4	30-Jun-23	Community Services	Due in Q4			Graduation ceremony list	
	16	Number of ZDM LED Forum meetings held per quarter	Number	N/A	SO 2.1.3	1 ZDM LED Forum meeting held per quarter	1	1 ZDM LED Forum meeting held per quarter	1	2 ZDM LED Forum meetings held by 31 Dec 2022	2	30-Jun-23	Community Services	Achieved			Notice, Agenda, Attendance register and minutes

**MID - YEAR PERFORMANCE ASSESSMENT FOR  
FINANCIAL YEAR: 2022/2023**

Strategic Objective(SO)	KPI No.	Key Performance Indicator	Unit of Measure	Formula	IDP Strategic Objective Ref No.	QUARTERLY TARGETS				Mid Year		target date / reporting frequency	Responsible Department	STATUS	REASON FOR VIARIANCE	MEASURES TAKEN TO IMPROVE PERFORMANCE	Portfolio of Evidence
						Target Q1 30 Sep 2022	Actual Q 1 30 Sep 2021	Target Q2 31 Dec 2022	Actual Q2 31 Dec 2021	Mid year Target	Mid year Actual						
Consolidating and expanding tourism	17	Number of implementation reports on Tourism & Marketing Strategy submitted to Community Services Portfolio Committee	Number	N/A	SO 2.2.1	1 implementation report on Tourism & Marketing Strategy submitted to Community Services Portfolio Committee per quarter	1	1 implementation report on Tourism & Marketing Strategy submitted to Community Services Portfolio Committee per quarter	1	2 implementation reports on Tourism & Marketing Strategy submitted to Community Services Portfolio Committee per quarter	2	Quarterly	Community Services	Achieved		Copy of implementation reports on Tourism & Marketing Strategy and proof of submission	
Supporting the well-being of vulnerable groups through short and long term initiatives	18	Number of jobs created through the ZDM municipal EPWP initiatives including capital projects	Number	N/A	SO 2.2.5	N/A	Due in Q4	N/A		Due in Q4	Due in Q4	30-Jun-23	Community Services	Due in Q4		Report retrieved from the EPWP system	
	19	Number of implementation reports on Indigent Policy submitted to Finance Portfolio Committee per quarter	Number	N/A		1 implementation reports on Indigent Policy submitted to Finance Portfolio Committee per quarter	1	1 implementation reports on Indigent Policy submitted to Finance Portfolio Committee per quarter	1	2 implementation reports on Indigent Policy submitted to Finance Portfolio Committee by 31 Dec 2022	2	Quarterly	Budget & Treasury	Achieved		Copy of Indigent Policy Implementation report and proof of submission	
	20	Number of jobs maintained through ZDM EPWP integrated grant projects	Number	N/A		N/A	Due in Q4	N/A		Due in Q4	Due in Q4	30-Jun-23	Community Services	Due in Q4		List of participants retrieved from HR system	

**KPA 03 - MUNICIPAL FINANCIAL VIABILITY AND MANAGEMENT**

Strategic Objective(SO)	KPI No.	Key Performance Indicator	Unit of Measure	Formula	Strategic Objective	Target Q1 30 Sep 2022	Actual Q 1 30 Sep 2021	Target Q2 31 Dec 2022	Actual Q2 31 Dec 2021	Mid year Target	Mid year Actual	target date / reporting frequency	Responsible Department	STATUS	REASON FOR VIARIANCE	MEASURES TAKEN TO IMPROVE PERFORMANCE	Portfolio of Evidence	
Establishing and maintaining a sound and sustainable management of the fiscal and financial affairs of the municipality and its entities	21	Date Submission of Sec 54 (f) Mid Year Budget & Performance Assessment to the Council	Date	N/A	SO 3.1.1	N/A	Due in Q3	N/A		Due in Q3	Due in Q3	31-Jan-23	Budget & Treasury	Due in Q3			Council resolution and Copy of Sec 54 Mid Year Budget & Performance Assessment	
	22	Percentage of disconnections implemented to identified non-paying ZDM customers per quarter	Percentage	N/A		100% disconnections implemented to identified non-paying ZDM customers per quarter	100%	100% disconnections implemented to identified non-paying ZDM customers per quarter	100	100% disconnections implemented to identified non-paying ZDM customers by 31 Dec 2022	100%	Quarterly	Budget & Treasury	Achieved			Disconnection report and debtors age analysis report	
	23	Number of reports on Irregular Expenditure submitted to Finance Portfolio Committee per quarter	Number	N/A		1 report on Irregular Expenditure submitted to Finance Portfolio Committee per quarter	1	1 report on Irregular Expenditure submitted to Finance Portfolio Committee per quarter	1	2 reports on Irregular Expenditure submitted to Finance Portfolio Committee by 31 Dec 2022	2	Quarterly	Budget & Treasury	Achieved			Proof of submission and Copy of Irregular Expenditure Report	
	24	Date consolidated procurement plan submitted to MANCO	Date	N/A		Consolidated procurement plan submitted to MANCO by 31 Aug 2022	30 Jun 2022	N/A		Reported in Q1	Consolidated procurement plan submitted to MANCO by 31 Aug 2022	30 Jun 2022	31-Aug-22	Budget & Treasury	Achieved			Copy of consolidated procurement plan and proof of submission
Apply sound financial management practises to keep a positive cash balance, coverage and liquidity ratios	25	Date reports on Sec 13 of the MFMA submitted to AG	Date	N/A	SO 3.1.2	Reports on Sec 13 of the MFMA submitted to AG by 31 July 2022	29 Jul 2022	N/A		Reported in Q1	Reports on Sec 13 of the MFMA submitted to AG by 31 July 2022	29 July 2022	31 July 2022	Budget & Treasury	Achieved			Proof of submission and copy of Sec 13 reports
Manage, monitor and review existing financial systems to support accurate and credible reporting, budget monitoring and compliance	26	Date verification report on ZDM movable assets submitted to Finance Portfolio committee	Date	N/A	SO 3.1.3	N/A	Due in Q4	N/A		Due in Q4	Due in Q4	30 Jun 2023	Budget & Treasury	Due in Q4			Copy of Verification report on ZDM movable assets and proof of submission	
	27	Date adjustment Budget submitted to council	Date	N/A		N/A	Due in Q3	N/A		Due in Q3	Due in Q3	28-Feb-2023	Budget & Treasury	Due in Q3			Council Resolution and copy of adjustment Budget	
	28	Number of updates performed on the ZDM municipal fixed assets register per quarter	Number	N/A		N/A	Due in Q4	N/A		Due in Q4	Due in Q4	30 Jun 2023	Budget & Treasury	Due in Q4			Updated FAR	
	29	Number of updated grant registers submitted to Finance Portfolio per quarter	Number	N/A		1 updated grant register submitted to Finance Portfolio per quarter	1	1 updated grant register submitted to Finance Portfolio per quarter	1	2 updated grant registers submitted to Finance Portfolio by 31 Dec 2022	2	Quarterly	Budget & Treasury	Achieved			Copy of grant register and Finance Portfolio Agenda	
	30	Percentage of Collection Rate achieved per quarter	Percentage	N/A		60% Collection Rate achieved per quarter	53%	60% Collection Rate achieved per quarter	42%	60% Collection Rate achieved by 31 Dec 2022	48%	Quarterly	Budget & Treasury	Not Achieved	Most of the consumers are restricted and are surviving on the 6kl free water. Thus resulting to collection rate not achieved	The debt collector was appointed and customers have been handed over	Copy of Collection Report	
	31	Date 2022/2023 IDP Process Plan including Budget time table submitted to Council	Date	N/A		2022/2023 IDP Process Plan including Budget time table submitted Council by 31-Aug-22	30 August 2022	N/A		Reported in Q1	2022/2023 IDP Process Plan including Budget time table submitted Council by 31 August 2022	30-Aug-22	31 August 2022	Budget & Treasury and Planning Services	Achieved			Council Resolution and copy of IDP Process Plan including Budget time table
	32	Date draft Budget submitted to Council	Date	N/A		N/A	Due in Q3	N/A			Due in Q3	Due in Q3	31 March 2023	Budget & Treasury	Due in Q3			Council Resolution and copy of the draft budget



**MID - YEAR PERFORMANCE ASSESSMENT FOR  
FINANCIAL YEAR: 2022/2023**

Strategic Objective(SO)	KPI No.	Key Performance Indicator	Unit of Measure	Formula	IDP Strategic Objective Ref No.	QUARTERLY TARGETS				Mid Year		target date / reporting frequency	Responsible Department	STATUS	REASON FOR VIARIANCE	MEASURES TAKEN TO IMPROVE PERFORMANCE	Portfolio of Evidence	
						Target Q1 30 Sep 2022	Actual Q 1 30 Sep 2021	Target Q2 31 Dec 2022	Actual Q2 31 Dec 2021	Mid year Target	Mid year Actual							
Refine procurement systems and processes to respond to the demand for services	33	Date Final Budget approved by Council	Date	N/A		N/A	Due in Q4	N/A		Due in Q4	Due in Q4	31-May-23	Budget & Treasury	Due in Q4			Council Resolution and copy of approved budget	
	34	Date draft budget related policies submitted to Council	Date	N/A		N/A	Due in Q3	N/A		Due in Q3	Due in Q3	31-Mar-23	Budget & Treasury	Due in Q3			Council Resolution and copy of draft budget related policies	
	35	Date final budget related policies submitted to Council	Date	N/A		N/A	Due in Q4	N/A		Due in Q4	Due in Q4	30-Jun-23	Budget & Treasury	Due in Q4			Council Resolution and copy final budget related policies	
	36	Number of MSCOA data strings uploaded to Local Government portal per quarter	Number	N/A			3 MSCOA data strings uploaded to Local Government portal per quarter	3	3 MSCOA data strings uploaded to Local Government portal per quarter	3	6 MSCOA data strings uploaded to Local Government portal by 31 Dec 2022	6	Quarterly	Budget & Treasury	Achieved			Print screen of system upload and copy of data strings
	37	Date of Submission of Sec 72 Mid - Year Budget & Performance Assessment to the Mayor & Provincial Treasury	Date	N/A			N/A	Due in Q3	N/A		Due in Q3	Due in Q3	25-Jan-23	Budget & Treasury	Due in Q3			Proof of submission and copy of Sec72 Mid - Year Budget & Performance Assessment
	38	Number of Sec 52 reports submitted to Council per quarter	Number	N/A			1 Sec 52 report submitted to Council per quarter (previous quarter)	1	1 Sec 52 report submitted to Council per quarter (previous quarter)	1	2 Sec 52 reports submitted to Council by 31 Dec 2022	2	Quarterly	Budget & Treasury	Achieved			Proof of submission and copy of Sec 52 report
	39	Number of Sec 66 reports submitted to Council per quarter	Number	N/A			3 Sec 66 reports submitted to Council per quarter (previous quarter)	3	3 Sec 66 reports submitted to Council per quarter (previous quarter)	3	6 Sec 66 reports submitted to Council by 31 Dec 2022	6	Quarterly	Budget & Treasury	Achieved			Proof of submission and copy of Sec 66 report
	40	Number of Sec 11 reports submitted to Council, Provincial Treasury and Auditor General per quarter	Number	N/A			1 Sec 11 report submitted to Council, Provincial Treasury and Auditor General per quarter	1	1 Sec 11 report submitted to Council, Provincial Treasury and Auditor General per quarter	1	2 Sec 11 report submitted to Council, Provincial Treasury and Auditor General per quarter	2	Quarterly	Budget & Treasury	Achieved			Council Resolution; Proof of submission and copy of Sec 11 reports
	41	Number of reports based on updated Grants Register submitted to Finance Portfolio Committee per quarter	Number	N/A			1 reports based on updated Grants Register submitted to Finance Portfolio Committee per quarter	1	1 report based on updated Grants Register submitted to Finance Portfolio Committee per quarter	1	2 reports based on updated Grants Register submitted to Finance Portfolio Committee by 31 Dec 2022	2	Quarterly	Budget & Treasury	Achieved			Updated grant register and Finance Portfolio Agenda
	42	Number of monthly budget statements (Sec 71 reports) submitted to Mayor and Provincial Treasury per quarter	Number	N/A			3 monthly budget statements (Sec 71 reports) submitted to Mayor and Provincial Treasury per quarter	3	3 monthly budget statements (Sec 71 reports) submitted to Mayor and Provincial Treasury per quarter	3	6 monthly budget statements (Sec 71 reports) submitted to Mayor and Provincial Treasury by 31 Dec 2022	6	Quarterly	Budget & Treasury	Achieved			Proof of submission and soft copy of Sec 71 report
Refine procurement systems and processes to respond to the demand for services	43	Percentage of tenders finalised within 3 months after date of advertisement per quarter	Percentage	N/A	SO 3.1.4	100% of tenders finalised within 3 months after date of advertisement per quarter	100%	100% of tenders finalised within 3 months after date of advertisement per quarter	100%	100% of tenders finalised within 3 months after date of advertisement by 31 Dec 2022	100%	Quarterly	Budget & Treasury	Achieved			Adverts and appointment letters	
	44	Number of stock taking reports submitted to Finance Portfolio Committee	Number	N/A		1 stock taking reports submitted to Finance Portfolio Committee by 30 June 2023	1	1 stock taking reports submitted to Finance Portfolio Committee	1	2 stock taking report submitted to Finance Portfolio Committee by 31 Dec 2022	2	30 June 2023	Budget & Treasury	Achieved			Copy of Stock taking report and proof of submission	
	45	Number of SCM quarterly reports submitted to EXCO per quarter	Number	N/A		1 SCM quarterly report submitted to EXCO per quarter	1	1 SCM quarterly report submitted to EXCO per quarter	1	2 SCM quarterly reports submitted to EXCO by 31 Dec 2022	2	Quarterly	Budget & Treasury	Achieved			Proof of submission and Copy of SCM Quarterly reports	

**KPA 04 - GOOD GOVERNANCE AND PUBLIC PARTICIPATION**

Strategic Objective(SO)	KPI No.	Key Performance Indicator	Unit of Measure	Formula	Responsible Department	Target Q1 30 Sep 2022	Actual Q 1 30 Sep 2021	Target Q2 31 Dec 2022	Actual Q2 31 Dec 2021	Mid year Target	Mid year Actual	target date / reporting frequency	Responsible Department	STATUS	REASON FOR VIARIANCE	MEASURES TAKEN TO IMPROVE PERFORMANCE	Portfolio of Evidence
Promoting transparent and accountable governance through regular community engagements and effective administration.	46	Number of LED awareness events held per quarter	Number	N/A	SO 4.1.2	1 LED awareness event held per quarter	1	1 LED awareness event held per quarter	1	2 LED awareness events held by 31 Dec 2022	2	Quarterly	Community Services	Achieved			OOP and Attendance Register
	47	Number of ZDM Municipal Health awareness campaigns held per quarter	Number	N/A		2 ZDM Municipal Health awareness campaign held per quarter	2	2 ZDM Municipal Health awareness campaign held per quarter	2	4 ZDM Municipal Health awareness campaigns by 31 dec 2022	4	Quarterly	Community Services	Achieved			OOP and Attendance Register
	48	Number of ZDM disaster awareness campaigns held per quarter	Number	N/A		1 ZDM disaster awareness campaign held per quarter	1	1 ZDM disaster awareness campaign held per quarter	2	2 ZDM disaster awareness campaigns held by 31 Dec 2022	3	Quarterly	Corporate Services	Achieved			OOP and Attendance Register
	49	Number of ZDM District Civil Society Forum meetings held per quarter	Number	N/A		1 ZDM District Civil Society Forum meeting held per quarter	1	1 ZDM District Civil Society Forum meeting held per quarter	1	2 ZDM District Civil Society Forum meetings held by 31 Dec 2022	2	Quarterly	Community Services	Achieved			Notice, Agenda, Minutes and attendance register

**MID - YEAR PERFORMANCE ASSESSMENT FOR  
FINANCIAL YEAR: 2022/2023**

Strategic Objective(SO)	KPI No.	Key Performance Indicator	Unit of Measure	Formula	IDP Strategic Objective Ref No.	QUARTERLY TARGETS				Mid Year		target date / reporting frequency	Responsible Department	STATUS	REASON FOR VIARIANCE	MEASURES TAKEN TO IMPROVE PERFORMANCE	Portfolio of Evidence	
						Target Q1 30 Sep 2022	Actual Q 1 30 Sep 2021	Target Q2 31 Dec 2022	Actual Q2 31 Dec 2021	Mid year Target	Mid year Actual							
Systematic development and or review and monitoring implementation of all municipal policies, bylaws, strategies, plans and frameworks in line with any applicable legislation	50	Number of implementation reports on the ZDM LED strategy submitted to Community Services Portfolio Committee per quarter	Date	N/A	SO 4.1.4	1 implementation report on the ZDM LED strategy submitted to Community Services Portfolio Committee per quarter	1	1 implementation report on the ZDM LED strategy submitted to Community Services Portfolio Committee per quarter	1	2 implementation reports on the ZDM LED strategy submitted to Community Services Portfolio Committee by 31 Dec 2022	2	30-Jun-23	Community Services	Achieved			Proof of submission and copy of LED strategy implementation reports	
	51	Number of implementation reports on Indonsa Arts & Craft Centre business strategy submitted to Community Services Portfolio Committee per quarter	Date	N/A		1 implementation report on Indonsa Arts & Craft Centre business strategy submitted to Community Services Portfolio Committee per quarter	1	1 implementation report on Indonsa Arts & Craft Centre business strategy submitted to Community Services Portfolio Committee per quarter	1	2 implementation report on Indonsa Arts & Craft Centre business strategy submitted to Community Services Portfolio Committee by 31 Dec 2022	2	30-Jun-23	Community Services	Achieved			Copy of Implementation reports on Indonsa Arts & Crafts Centre business strategy and proof of submission	
	52	Date revised ZDM 2023/2024 internal audit charter adopted by Audit Committee	Date	N/A		N/A	Due in Q4	N/A			Due in Q4	Due in Q4	30 Jun 23	OMM	Due in Q4			Copy of Internal Audit Charter and Audit Committee minutes
	53	Date ZDM Service Delivery Charter adopted by council	Date	N/A		N/A	Due in Q3	N/A			Due in Q3	Due in Q3	30-Jun-23	Corporate Service	Due in Q3			Council resolution and Copy of Service delivery Charter
	54	Date WSIG and RBIG Annual Implementation Plan submitted to Department of Water and Sanitation	Date			N/A	Due in Q4	N/A			Due in Q4	Due in Q4	15-Jun-23	Planning Services	Due in Q4			Proof of Submission and copy of WSIG and RBIG Annual Implementation Plan report
	55	Date PMU Business Plan submitted to KZN-COGTA	Date			N/A	Due in Q4	N/A			Due in Q4	Due in Q4	30-Apr-23	Planning Services	Due in Q4			Proof of Submission and copy of PMU Business Plan report
	56	Date Three Year Proforma Implementation Plan submitted to KZN-COGTA	Date			N/A	Due in Q3	N/A			Due in Q3	Due in Q3	30-Jan-23	Planning Services	Due in Q3			Proof of Submission and copy of three year proforma implementation plan
	57	Date MSA Sec 11(3)(a) MFMA 16(1), 24(2), 53(1)(c)(i), 62(1)(f), 79(1)(c ) Policies and bylaws submitted to the Council	Date	N/A		N/A	Due in Q4	N/A			Due in Q4	Due in Q4	30-Jun-23	Corporate Services	Due in Q4			Council resolutions and copy of polices and bylaws

**KPA 05 - MUNICIPAL TRANSFORMATION & ORGANIZATIONAL DEVELOPMENT**

Strategic Objective(SO)	KPI No.	Key Performance Indicator	Unit of Measure	Formula	Responsible Department	Target Q1 30 Sep 2022	Actual Q 1 30 Sep 2021	Target Q2 31 Dec 2022	Actual Q2 31 Dec 2021	Mid year Target	Mid year Actual	target date / reporting frequency	Responsible Department	STATUS	REASON FOR VIARIANCE	MEASURES TAKEN TO IMPROVE PERFORMANCE	Portfolio of Evidence
Investing in a workforce to meet service delivery demand through implementing a culture of continuous learning and improvement	58	Number of policy workshops conducted for ZDM employees per quarter	Number	N/A	SO 5.1.1	1 policy workshop conducted for ZDM employees per quarter	1	1 policy workshop conducted for ZDM employees per quarter	1	2 policy workshops conducted for ZDM employees by 31 Dec 2022	2	Quarterly	Corporate Services	Achieved			Notice, Attendance Register and copy of presentations made
	59	Number of ZDM employees trained on Batho Pele principles per quarter	Number	N/A		30 ZDM employees trained on Batho Pele principles per quarter	45	30 ZDM employees trained on Batho Pele principles per quarter	35	60 ZDM employees trained on Batho Pele principles by 31 Dec 2022	80	Quarterly	Corporate services	Achieved			Notice, Attendance Register and copy of presentations made
	60	Number workshops conducted on labour relations matters to ZDM employees per quarter	Number	N/A		1 workshop conducted on labour relations matters to ZDM employees per quarter	1	1 workshop conducted on labour relations matters to ZDM employees per quarter	1	2 workshops conducted on labour relations matters to ZDM employees by 31 Dec 2022	2	Quarterly	Corporate Services	Achieved			Notice, Attendance Register and copy of presentations made
	61	Date WSP report submitted to LGSETA	Date	N/A		N/A	Due in Q4	N/A			Due in Q4	Due in Q4	30-Jun-23	Corporate services	Due in Q4		
Promoting sound labour relations through promoting effective human resource practises	62	Date employment equity plan reports submitted to Department of Labour	Date	N/A	SO 5.1.2	N/A	Due in Q3	N/A		Due in Q3	Due in Q3	31-Mar-23	Corporate Services	Due in Q3			Proof of submission and copy of employment equity plan report
	63	Date employment equity plan reports submitted to Council	Date	N/A		N/A	Due in Q4	Due in Q4		Due in Q4	Due in Q4	31-Dec-22	Corporate Services	Due in Q4			Council resolution and Employment equity Plan
	64	Date 2023/2024 ZDM organogram approved by council	Date	N/A		N/A	Due in Q4	N/A			Due in Q4	Due in Q4	30-Jun-23	Corporate Services	Due in Q4		
Optimise workforce productivity by enforcing a sound organizational culture	65	Number of District monthly statistics report submissions to Provincial Department of Health per quarter	Number	N/A	SO 5.1.3	3 District monthly statistics report submissions to Provincial Department of Health per quarter	7	3 District monthly statistics report submissions to Provincial Department of Health per quarter	7	6 District monthly statistics report submissions to Provincial Department of Health by 31 Dec 2022	14	Quarterly	Community Services	Achieved			Proof of Submission and soft copy of district monthly statistics report

**MID - YEAR PERFORMANCE ASSESSMENT FOR  
FINANCIAL YEAR: 2022/2023**

Strategic Objective(SO)	KPI No.	Key Performance Indicator	Unit of Measure	Formula	IDP Strategic Objective Ref No.	QUARTERLY TARGETS				Mid Year		target date / reporting frequency	Responsible Department	STATUS	REASON FOR VIARIANCE	MEASURES TAKEN TO IMPROVE PERFORMANCE	Portfolio of Evidence
						Target Q1 30 Sep 2022	Actual Q 1 30 Sep 2021	Target Q2 31 Dec 2022	Actual Q2 31 Dec 2021	Mid year Target	Mid year Actual						
	66	Number of Quarterly evaluation reports on Integrated grant EPWP submitted to Department of Public Works per quarter	Number	N/A		1 Quarterly evaluation report on Integrated grant EPWP submitted to Department of Public Works per quarter	1	1 Quarterly evaluation report on Integrated grant EPWP submitted to Department of Public Works per quarter	1	2 Quarterly evaluation reports on Integrated grant EPWP submitted to Department of Public Works by 31 Dec 2022	2	Quarterly	Community Services	Achieved		Proof of submission and Quarterly evaluation reports	
	67	Number of integrated grant expenditure reports submitted to the Department of Public Works per quarter	Number	N/A		3 integrated grant expenditure reports submitted to the Department of Public Works per quarter	3	3 integrated grant expenditure reports submitted to the Department of Public Works per quarter	3	6 integrated grant expenditure reports submitted to the Department of Public Works by 31 Dec 2022	6	Quarterly	Community service	Achieved		Acknowledgment of receipts and copies of expenditure reports	
	68	Date of submission of narrative 2021/2022 Annual Report on EPWP to Department of Public Works	Date	N/A		Submission on narrative 2021/2022 Annual Report on EPWP to Department of Public Works by 15 July 2022	15 Jul 2022	N/A	N/A	Submission on narrative 2021/2022 Annual Report on EPWP to Department of Public Works by 15 July 2022	15-Jul-22	15-Jul-22	Community Services	Achieved		Proof of submission and copy of report	
	69	Number of MIG Claims uploads onto MIG MIS and submission of the MIG Expenditure and Commitments Schedule [MECS] to KZN-COGTA per quarter	Number			3 MIG Claims uploads onto MIG MIS and submission of the MIG Expenditure and Commitments Schedule [MECS] to KZN-COGTA per quarter	3	3 MIG Claims uploads onto MIG MIS and submission of the MIG Expenditure and Commitments Schedule [MECS] to KZN-COGTA per quarter	3	6 MIG Claims uploads onto MIG MIS and submission of the MIG Expenditure and Commitments Schedule [MECS] to KZN-COGTA by 31 Dec 2022	6	Quarterly	Planning Services	Achieved		Print screen of system upload	
	70	Number of WSIG and RBIG QPE Reports submitted to Department of Water & Sanitation per quarter	Number			1 WSIG and RBIG QPE Report submitted to Department of Water & Sanitation per quarter	2	1 WSIG and RBIG QPE Report submitted to Department of Water & Sanitation per quarter	0	2 WSIG and RBIG QPE Reports submitted to Department of Water & Sanitation by 31 Dec 2022	2	Quarterly	Planning Services	Achieved		Proof of Submission and copy of report	
	71	Date MIG Annual Performance Evaluation Report submitted to KZN-COGTA	Date			MIG Annual Performance Evaluation Report submitted to KZN-COGTA by 30 Sept 2022	31 August 2022	N/A	N/A	MIG Annual Performance Evaluation Report submitted to KZN-COGTA by 30 Sept 2022	31-Aug-22	30-Sep-22	Planning Services	Achieved		Proof of Submission and copy of MIG Annual Performance Evaluation Report	
	72	Number of MIG Expenditure Proof of Payments uploaded to KZN-COGTA on MIG MIS per quarter	Number			3 MIG Expenditure Proof of Payments uploaded to KZN-COGTA on MIG MIS per quarter	3	3 MIG Expenditure Proof of Payments uploaded to KZN-COGTA on MIG MIS per quarter	3	6 MIG Expenditure Proof of Payments uploaded to KZN-COGTA on MIG MIS by 31 Dec 2022	6	Quarterly	Planning Services	Achieved		Proof of Submission and proof of payments	
	73	Number of WSIG and RBIG Monthly Reports (5B) submitted to Department of Water & Sanitation per quarter	Number			3 WSIG and RBIG Monthly Reports (5B) submitted to Department of Water & Sanitation per quarter	3	3 WSIG and RBIG Monthly Reports (5B) submitted to Department of Water & Sanitation per quarter	3	6 WSIG and RBIG Monthly Reports (5B) submitted to Department of Water & Sanitation by 31 Dec 2022	6	Quarterly	Planning Services	Achieved		Proof of Submission and copy WSIG and RBIG monthly report	
	74	Date Final 2023/2024 IDP submitted to Council for adoption	Date	N/A		N/A	Due in Q4	N/A	Due in Q4	Due in Q4	Due in Q4	31-May-23	Planning Services	Due in Q4		Council Resolution and copy of final IDP	
	75	Date final SDBIP 2023/2024 submitted to the Mayor	Date	N/A		N/A	Due in Q4	N/A	Due in Q4	Due in Q4	Due in Q4	28-Jun-2023	OMM	Due in Q4		Proof of Submission and signed SDBIP	
	76	Date Annual Report adopted by Council	Date	N/A		N/A	Due in Q3	N/A	Due in Q3	Due in Q3	Due in Q3	31-Jan-23	Planning Services	Due in Q3		Council Resolution and copy of annual report	
	77	Date 2021/2022 AFS submitted to AG	Date	N/A		2021/2022 AFS submitted to AG by 31 Aug 2022	31 Aug 2022	N/A	Reported in Q1	2021/2022 AFS submitted to AG by 31 Aug 2022	31-Aug-22	31-Aug-22	Budget & Treasury	Achieved		Proof of submission and copy of AFS	
	78	Date AFS unqualified audit report achieved	Date	N/A		N/A	Due in Q2	AFS unqualified audit report achieved by 31 December 2022	30-Nov-22	AFS unqualified audit report achieved by 31 December 2022	30 Nov 2022	31-Dec-2022	Budget & Treasury	Achieved		Audit Report	
	79	Date APR unqualified audit opinion 2021/2022 achieved	Date	N/A		N/A	Due in Q2	APR unqualified audit opinion 2021/2022 achieved by 31 December 2022	30-Nov-22	APR unqualified audit opinion 2021/2022 achieved by 31 December 2022	30-Nov-22	31-Dec-2022	OMM	Achieved		Audit Report	
	80	Date AG corrective action plan developed	Date	N/A		N/A	Due in Q2	AG Corrective action plan developed by 31 December 2022	13-Dec-22	AG Corrective action plan developed by 31 December 2022	13 Dec 2022	31-Dec-2022	OMM	Achieved		Copy Action Plan	
	81	Percentage of resolved issues as per corrective action plan targets	Percentage	N/A		N/A	Due in Q4	N/A	Due in Q4	Due in Q4	Due in Q4	30-Jun-23	Budget & Treasury	Due in Q4		Updated action plan	
Monitor, review and progressively improve service delivery performance through improvement of business processes and systems, performance auditing, risk management and oversight	82	Number of PMS reports submitted to Internal Audit per quarter	Number	N/A	SO 5.1.4	1 PMS report submitted to Internal Audit per quarter	1	1 PMS report submitted to Internal Audit per quarter	1	2 PMS reports submitted to Internal Audit by 31 Dec 2022	2	Quarterly	OMM	Achieved		Proof of submission	

**MID - YEAR PERFORMANCE ASSESSMENT FOR  
FINANCIAL YEAR: 2022/2023**

Strategic Objective(SO)	KPI No.	Key Performance Indicator	Unit of Measure	Formula	IDP Strategic Objective Ref No.	QUARTERLY TARGETS				Mid Year		target date / reporting frequency	Responsible Department	STATUS	REASON FOR VIARIANCE	MEASURES TAKEN TO IMPROVE PERFORMANCE	Portfolio of Evidence
						Target Q1 30 Sep 2022	Actual Q 1 30 Sep 2021	Target Q2 31 Dec 2022	Actual Q2 31 Dec 2021	Mid year Target	Mid year Actual						
	83	Date Performance Agreements for ZDM Senior Managers submitted to KZN-COGTA	Date	N/A		Performance Agreements for ZDM Senior Managers submitted to KZN-COGTA by 14 Aug 2022	12 Aug 22	N/A	Reported in Q1	Performance Agreements for ZDM Senior Managers submitted to KZN-COGTA by 14 Aug 2022	12-Aug-22	14-Aug-22	OMM	Achieved			Proof of submission and signed performance agreements
	84	Date Performance Agreements for ZDM Senior Managers published in print and electronic platforms	Date	N/A		Performance Agreements for ZDM Senior Managers published in print and electronic platforms by 30 August 2022	12 Aug 22 & 15 Aug 2022	N/A	Reported in Q1	Performance Agreements for ZDM Senior Managers published in print and electronic platforms by 30 August 2022	12 Aug & 15 Aug 2022	30-Aug-22	OMM	Achieved			Copy of advert and print screen of ZDM website
	85	Date Internal Audit Plan 2022/2023 submitted to Audit Committee for adoption	Date	N/A		Internal Audit Plan 2022/2023 submitted to Audit Committee for adoption by 30 Sept 2022	26 Sep 2022	N/A	Reported in Q1	Internal Audit Plan 2022/2023 submitted to Audit Committee for adoption by 30 Sept 2022	26 Se 2022	30 Sep 2022	OMM	Achieved			Internal Audit Plan and Audit Committee minutes
	86	Number of Consolidated Internal Audit reports submitted to the Audit committee per quarter	Number	N/A		1 Consolidated Internal Audit report submitted to the Audit committee per quarter	2	1 Consolidated Internal Audit report submitted to the Audit committee per quarter	1	2 Consolidated Internal Audit reports submitted to the Audit committee by 31 Aug 2022	3	Quarterly	OMM	Achieved			IA reports and Audit Committee minutes
	87	Number of Audit Committee meetings coordinated per quarter	Number	N/A		1 Audit committee meeting coordinated per quarter	2	1 Audit committee meeting coordinated per quarter	1	2 Audit committee meetings coordinated by 31 Dec 2022	3	Quarterly	OMM	Achieved			Notice, Agenda, Minutes and attendance register
	88	Date ZDM Annual Performance Report submitted to AG	Date	N/A		ZDM Annual Performance Report submitted to AG by 31 August 2022	31 August 2022	N/A	Reported in Q1	ZDM Annual Performance Report submitted to AG by 31 August 2022	31 Aug 2022	31-Aug-22	OMM	Achieved			Proof of submission and copy of the APR
	89	Number of MPMR Sec 14 (2)(g) meetings in relation to Audit Committee secretariat services provided per quarter	Number	N/A		1 MPMR Sec 14 (2)(g) meeting in relation to Audit Committee secretariat services provided held per quarter	2	1 MPMR Sec 14 (2)(g) meeting in relation to Audit Committee secretariat services provided held per quarter	1	2 MPMR Sec 14 (2)(g) meetings in relation to Audit Committee secretariat services provided held by 31 Dec 2022	3	Quarterly	Corporate Services	Achieved			Notice, Agenda and attendance register
	90	Number of EXCO Meetings coordinated per quarter	Number	N/A		1 EXCO Meeting coordinated per quarter	3	1 EXCO Meeting coordinated per quarter	4	2 EXCO Meetings coordinated by 31 Dec 2022	7	Quarterly	Corporate Services	Achieved			Notice, Agenda and attendance register
	91	Number of MSA Sec 79 (1) Number of portfolio committee meetings coordinated per quarter	Number	N/A		4 MSA Sec 79 (1) portfolio committee meetings coordinated per quarter	5	4 MSA Sec 79 (1) portfolio committee meetings coordinated per quarter	7	8 MSA Sec 79 (1) portfolio committee meetings coordinated by 31 Dec 2022	12	Quarterly	Corporate Services	Achieved			Notice, Agenda and attendance register
	92	Number of MPAC meetings coordinated per quarter	Number	N/A		1 MPAC meeting coordinated per quarter	2	1 MPAC meeting coordinated per quarter	1	2 MPAC meetings coordinated by 31 Dec 2022	3	Quarterly	Corporate Services	Achieved			Notice, Agenda and attendance register
	93	Number of Council Meetings coordinated per quarter	Number	N/A		1 Council Meeting coordinated per quarter	1	1 Council Meeting coordinated per quarter	4	2 Council Meetings coordinated by 31 Dec 2022	5	Quarterly	Corporate Services	Achieved			Notice, Agenda and attendance register
	94	Number of Revenue Steering Committee meetings conducted per quarter	Number	N/A		1 Revenue Steering Committee meeting conducted per quarter	1	1 Revenue Steering Committee meeting conducted per quarter	1	2 Revenue Steering Committee meetings conducted by 31 Dec 2022	2	Quarterly	Budget & Treasury	Achieved			Notice, Agenda, Minutes and Attendance Register
	95	Number of ICT steering committee meetings held per quarter	Number	N/A		1 ICT steering committee meeting held per quarter	1	1 ICT steering committee meeting held per quarter	1	2 ICT steering committee meetings held by 31 Dec 2022	2	Quarterly	Corporate Services	Achieved			Notice, Agenda and attendance register
Establishing consistency and alignment between the district and locals by regular co-ordination of Intergovernmental Relations	96	Number of Municipal Manager Technical IGR/DDM meetings coordinated per quarter	Number	N/A	SO 5.1.6	1 Municipal Manager Technical IGR/DDM meeting coordinated per quarter	0	1 Municipal Manager Technical IGR/DDM meeting coordinated per quarter	1	2 Municipal Manager Technical IGR/DDM meetings coordinated by 31 Dec 2022	1	Quarterly	OMM	Not Achieved	Municipality recently appoint the IGR Officer	More cordination of meeting will be done in the upcoming quarters	Notice, Agenda, Minutes and Attendance Register
	97	Number of Provincial Council for AIDS (PCA) presentations submitted to Office of the Premier by ZDM per quarter	Number	N/A		1 Provincial Council for AIDS (PCA) presentation submitted to Office of the Premier by ZDM per quarter	1	1 Provincial Council for AIDS (PCA) presentation submitted to Office of the Premier by ZDM per quarter	1	2 Provincial Council for AIDS (PCA) presentations submitted to Office of the Premier by ZDM by 31 Dec 2022	2	Quarterly	Community Services	Achieved			Copy of PCA presentations and proof submission
	98	Number of reports submitted to Community Services Portfolio Committee on Civil Society Forum per quarter	Number	N/A		1 report submitted to Community Services Portfolio Committee on Civil Society Forum per quarter	0	1 report submitted to Community Services Portfolio Committee on Civil Society Forum per quarter	0	2 reports submitted to Community Services Portfolio Committee on Civil Society Forum by 31 Dec 2022	0	Quarterly	Community Services	Not Achieved	Civil society forum sat after the portfolio committee	Reports to be tabled in the next portfolio meeting.	Proof of submission and copy of the report
	99	Number of ZDM EPWP forum meetings conducted per quarter	Number	N/A		1 ZDM EPWP forum meeting conducted per quarter	1	1 ZDM EPWP forum meeting conducted per quarter	1	2 ZDM EPWP forum meetings conducted by 31 Dec 2022	2	Quarterly	Community Services	Achieved			Notice, Agenda, Attendance register and minutes
	100	Number of ZDM Tourism Forum meetings held per quarter	Number	N/A		1 ZDM Tourism Forum meeting held per quarter	1	1 ZDM Tourism Forum meeting held per quarter	1	2 ZDM Tourism Forum meetings held by 31 Dec 2022	2	Quarterly	Community Services	Achieved			Notice, Agenda, Attendance register and minutes

**MID - YEAR PERFORMANCE ASSESSMENT FOR  
FINANCIAL YEAR: 2022/2023**

Strategic Objective(SO)	KPI No.	Key Performance Indicator	Unit of Measure	Formula	IDP Strategic Objective Ref No.	QUARTERLY TARGETS				Mid Year		target date / reporting frequency	Responsible Department	STATUS	REASON FOR VIARIANCE	MEASURES TAKEN TO IMPROVE PERFORMANCE	Portfolio of Evidence
						Target Q1 30 Sep 2022	Actual Q 1 30 Sep 2021	Target Q2 31 Dec 2022	Actual Q2 31 Dec 2021	Mid year Target	Mid year Actual						
	101	Number of ZDM District Youth Committee Meetings held per quarter	Number	N/A		1 ZDM District Youth Committee Meeting held per quarter	1	1 ZDM District Youth Committee Meeting held per quarter	1	2 ZDM District Youth Committee Meetings held per quarter	2	Quarterly	OMM	Achieved			Notice, Agenda and Attendance register
	102	Date ZDM Youth in Business Seminar held	Date	N/A		ZDM Youth in Business Seminar held by 30 Sep 2022	22 - 23 Sep 2022	N/A	Reported in Q1	ZDM Youth in Business Seminar held by 30 Sep 2022	22 - 23 Sep 2022	30 Sep 2022	OMM	Achieved			Notice, Agenda and Attendance register
	103	Date ZDM Youth Camp held	Date	N/A		ZDM Youth Camp held by 30 Sep 2022	0	N/A	Reported in Q1	ZDM Youth Camp held by 30 Sep 2022	0	30 Sep 2022	OMM	Not Achieved	Event postponed due to Municipality implementig cost cutting measures	New date will be planned after adjustment budget	Attendance register and Programme
	104	Date ZDM Youth Skills Development Program held	Date	N/A		N/A	Due in Q4	N/A	Due in Q4	Due in Q4	Due in Q4	30 Jun 2023	OMM	Due in Q4			Attendance register and Programme
Monitor and enhance compliance with health and safety standards to improve employee working conditions and the public	105	Number of funeral parlours inspected within ZDM per quarter	Number	N/A	SO 5.1.7	30 funeral parlours inspected within ZDM per quarter	32	30 funeral parlours inspected within ZDM per quarter	34	60 funeral parlours inspected within ZDM by 31 Dec 2022	66	Quarterly	Community Services	Achieved			Summary of Inspection Register
	106	Number of water samples within ZDM collected for independent laboratory testing per quarter	Number	N/A		20 water samples within ZDM collected for independent laboratory testing per quarter	21	20 water samples within ZDM collected for independent laboratory testing per quarter	20	40 water samples within ZDM collected for independent laboratory testing by 31 Dec 2022	41	Quarterly	Community Service	Achieved			Copy of Lab results
	107	Number of food premises inspected within ZDM per quarter	Number	N/A		60 food premises inspected within ZDM per quarter	109	60 food premises inspected within ZDM per quarter	109	120 food premises inspected within ZDM by 31 Dec 2022	218	Quarterly	Community Services	Achieved			Summary of Inspection Register
	108	Number of food samples within ZDM collected for independent laboratory testing per quarter	Number			20 food samples within ZDM collected for independent laboratory testing per quarter	21	20 food samples within ZDM collected for independent laboratory testing per quarter	21	40 food samples within ZDM collected for independent laboratory testing by 31 Dec 2022	42	Quarterly	Community Services	Achieved			Copy of Lab Results
MUNICIPAL MANAGER																	

---

## 6. DETAILED CAPITAL WORKS PLAN



**DC26 Zululand District Municipality**  
**12 IMPLEMENTATION OF MIG PROJECTS 3-year Cash flow**  
**Financial year: 2022/23**  
**Reporting Month: December 2022**  
**Compiled by: Simthembe Mkhize**

ALLOCATION & COMMITMENT SUMMARY				0,00
Financial year	2022/23	2023/24	2024/25	
Total MIG Allocation	259 530 000,00	271 718 000,00	284 684 000,00	259 530 000,00
Total Committed	259 530 000,00	271 718 000,00	284 684 000,00	154 285 387,81
Total Variance	0,00	0,00	0,00	105 244 612,19
Table 2 Committed	0,00	0,00	0,00	259 530 000,00

Table 1: MIG Registered Projects

Agent	Provincial Reference Number	Project Title (as per MIG 1 form)	Project Status	Approved MIG Funding [=NOR + AFAs]	Actual Project Cost (Tender sum + fees)	Potential Savings	Total Previous MIG Expenditure	2022/23 Total (Certified + Projected)
DC26	DC26 PMU	PMU 2022/23	PMU	88 062 056,73	12 976 500,00	0,00	75 085 556,73	12 089 717,75
DC26	2006MIGFDC265325	Usuthu RWSS Phase 3	Construct. 80%	89 093 640,00	89 093 640,00	0,00	81 157 882,81	3 608 373,17
							Baseline Schedule	
							Actual / Revised Schedule	
DC26	2006MIGFDC265333	Khambi RWSS Water Supply AFA	Construct. 60%	74 785 687,00	74 785 687,00	0,00	46 812 229,96	13 512 368,72
							Baseline Schedule	
							Actual / Revised Schedule	
DC26	2006MIGFDC265334	Hlahlindlela/ Mondlo Regional Water Supply	Construct. 80%	167 579 680,00	167 579 680,00	0,00	146 328 820,45	8 620 156,53
							Baseline Schedule	
							Actual / Revised Schedule	
DC26	2006MIGFDC265336	Simdlangetsha East RWSS Phase 1	Construct. 80%	25 683 733,70	25 683 733,70	0,00	22 228 582,67	971 767,69
							Baseline Schedule	
							Actual / Revised Schedule	
DC26	2008MIGFDC26165601	Gumbi Emergency Water Supply	Construct. 80%	26 464 362,00	26 464 362,00	0,00	23 862 885,30	2 110 712,70
							Baseline Schedule	
							Actual / Revised Schedule	
DC26	2009MIGFDC26171056	Usuthu Regional Water Supply Scheme Phase 05	Construct. 80%	665 847 909,96	463 237 000,00	202 610 909,96	423 499 320,50	29 988 800,12
							Baseline Schedule	
							Actual / Revised Schedule	
DC26	2009MIGFDC26171057	Nkonjeni Regional Water Supply Scheme Phase 04	Construct. 80%	310 103 565,51	310 103 565,51	0,00	309 059 400,43	456 193,50
							Baseline Schedule	
							Actual / Revised Schedule	
DC26	2012MIGFDC26207602	Simdlangetsha East Water Supply - Phase 2 (AFA) MIS 419583	Construct. 80%	122 054 260,08	122 054 260,08	0,00	93 419 758,65	15 256 384,13
							Baseline Schedule	
							Actual / Revised Schedule	
DC26	2013MIGFDC26213508	Simdlangetsha Central Water Supply Project: Phase 3	Construct. 80%	148 006 808,34	148 006 808,34	0,00	115 238 888,53	15 228 898,17
							Baseline Schedule	
							Actual / Revised Schedule	
DC26	2013MIGFDC26220802	Zululand Rudimentary Water Supply Programme - Phase 4 (AFA) M	Construct. 80%	218 998 225,52	218 998 225,52	0,00	179 563 131,75	19 930 473,73
							Baseline Schedule	
							Actual / Revised Schedule	
DC26	2014MIGFDC26215437	Mandlakazi Regional Water Supply - Phase 5	Construct. 20%	447 768 410,25	447 768 410,25	0,00	73 951 707,22	7 520 386,71
							Baseline Schedule	
							Actual / Revised Schedule	
DC26	2015MIGFDC26233042	Zululand Rural Sanitation : Phase 2D (AFA) MIS 308608 (AFA) MIS	Construct. 80%	289 064 643,72	289 064 643,72	0,00	261 440 669,74	27 302 784,21
							Baseline Schedule	
							Actual / Revised Schedule	
DC26	2017MIGFDC26241079	Zululand Small Water Supply Scheme	Contractor on Site	12 818 000,00	12 818 000,00	0,00	0,00	6 202 486,48
							Baseline Schedule	
							Actual / Revised Schedule	
DC26	2019MIGFDC26331822	Simdlangetsha West RWSS Phase 3	Construct. 20%	500 857 120,01	500 857 120,01	0,00	90 564 381,49	20 879 721,75
							Baseline Schedule	
							Actual / Revised Schedule	
DC26	2020MIGFDC26371424	Zululand Rudimentary Water Supply Programme - Phase 5	Design & Tender	159 694 096,80	159 694 096,80	0,00	0,00	23 794 824,69
							Baseline Schedule	
							Actual / Revised Schedule	
DC26	2021MIGFDC26419907	Upgrading of Ulundi Water Treatment Works : Phase 1	Construct. 40%	56 031 353,00	56 031 353,00	0,00	24 146 272,10	30 106 321,31
							Baseline Schedule	
							Actual / Revised Schedule	
DC26	2021MIGFDC26419908	Upgrading of Ulundi Water Treatment Works : Phase 2	Design & Tender	159 279 945,00	159 279 945,00	0,00	0,00	21 949 628,64
							Baseline Schedule	
							Actual / Revised Schedule	
DC26							0,00	0,00
							Baseline Schedule	
							Actual / Revised Schedule	
<b>Insert new rows here ONLY</b>								
<b>Sub Total - Projects</b>				<b>3 562 193 497,62</b>	<b>3 284 497 030,93</b>	<b>202 610 909,96</b>	<b>1 966 359 488,33</b>	<b>259 530 000,00</b>

MONTHLY DORA TRANSFER PAYMENT (DRAWDOWN) SCHEDULE: 259 530 000,00  
 PROVINCIAL ACCUMULATIVE EXPENDITURE TARGET (%):  
 MUNICIPAL ACCUMULATIVE CERTIFIED EXPENDITURE (%):

Table 2: MIG Projects to be Registered

Agent	Municipal Reference Number (IDP or Council Resolution No.)	Project Title (to be used on MIG 1 form)	Project Status	Projected MIG Funding	Total Projected
DC26	Approval	Zululand Rural Sanitation : Phase 3	Approval	180 749 935,00	180 749 935,00
					0,00
					Baseline Schedule
DC26	2013MIGFDC26213508	Simdlangetsha Central Water Supply Project: Phase 3			0,00
					Baseline Schedule





**DC26 Zululand District Municipality**  
**12 IMPLEMENTATION OF MIG PROJECTS 3-year Cash flow**  
**Financial year: 2022/23**  
**Reporting Month: December 2022**  
**Compiled by: Simthembe Mkhize**

ALLOCATION & COMMITMENT SUMMARY			
Financial year	2022/23	2023/24	2024/25
Total MIG Allocation	259 530 000,00	271 718 000,00	284 684 000,00
Total Committed	259 530 000,00	271 718 000,00	284 684 000,00
Total Variance	0,00	0,00	0,00
Table 2 Committed	0,00	0,00	0,00

Table 1: MIG Registered Projects

Agent	Provincial Reference Number	Project Title (as per MIG 1 form)	Project Status	Approved MIG Funding [=NOR + AFAs]	Actual Project Cost (Tender sum + fees)	Potential Savings	Total Previous MIG Expenditure	Jun	2023/24	Balance
								(Projected)	Total Projected	
DC26	DC26 PMU	PMU 2022/23	PMU	88 062 056,73	12 976 500,00	0,00	75 085 556,73	0,00	12 453 741,63	-11 566 959,38
DC26	2006MIGFDC265325	Usuthu RWSS Phase 3	Construct. 80%	89 093 640,00	89 093 640,00	0,00	81 157 882,81	0,00	0,00	4 327 384,02
							Baseline Schedule			
							Actual / Revised Schedule			
DC26	2006MIGFDC265333	Khambi RWSS Water Supply AFA	Construct. 60%	74 785 687,00	74 785 687,00	0,00	46 812 229,96	0,00	12 038 593,90	2 422 494,42
							Baseline Schedule			
							Actual / Revised Schedule			
DC26	2006MIGFDC265334	Hlahlindlela/ Mondlo Regional Water Supply	Construct. 80%	167 579 680,00	167 579 680,00	0,00	146 328 820,45	0,00	12 625 594,02	5 109,00
							Baseline Schedule			
							Actual / Revised Schedule			
DC26	2006MIGFDC265336	Simdlangetsha East RWSS Phase 1	Construct. 80%	25 683 733,70	25 683 733,70	0,00	22 228 582,67	0,00	0,00	2 483 383,34
							Baseline Schedule			
							Actual / Revised Schedule			
DC26	2008MIGFDC26165601	Gumbi Emergency Water Supply	Construct. 80%	26 464 362,00	26 464 362,00	0,00	23 862 885,30	0,00	490 764,00	0,00
							Baseline Schedule			
							Actual / Revised Schedule			
DC26	2009MIGFDC26171056	Usuthu Regional Water Supply Scheme Phase 05	Construct. 80%	665 847 909,96	463 237 000,00	202 610 909,96	423 499 320,50	119 340,43	17 141 932,25	195 217 857,09
							Baseline Schedule			
							Actual / Revised Schedule			
DC26	2009MIGFDC26171057	Nkonjeni Regional Water Supply Scheme Phase 04	Construct. 80%	310 103 565,51	310 103 565,51	0,00	309 059 400,43	0,00	0,00	587 971,58
							Baseline Schedule			
							Actual / Revised Schedule			
DC26	2012MIGFDC26207602	Simdlangetsha East Water Supply - Phase 2 (AFA) MIS 419583	Construct. 80%	122 054 260,08	122 054 260,08	0,00	93 419 758,65	2 128 673,10	13 377 682,36	434,94
							Baseline Schedule	Practical Comp.		
							Actual / Revised Schedule			
DC26	2013MIGFDC26213508	Simdlangentsha Central Water Supply Project: Phase 3	Construct. 80%	148 006 808,34	148 006 808,34	0,00	115 238 888,53	0,00	11 448 032,36	6 090 989,28
							Baseline Schedule			
							Actual / Revised Schedule			
DC26	2013MIGFDC26220802	Zululand Rudimentary Water Supply Programme - Phase 4 (AFA) MIS 419583	Construct. 80%	218 998 225,52	218 998 225,52	0,00	179 563 131,75	0,00	13 710 797,56	5 793 822,48
							Baseline Schedule			
							Actual / Revised Schedule			
DC26	2014MIGFDC26215437	Mandlakazi Regional Water Supply - Phase 5	Construct. 20%	447 768 410,25	447 768 410,25	0,00	73 951 707,22	3 410 574,54	46 777 391,54	319 518 924,78
							Baseline Schedule	Construct. 40%		
							Actual / Revised Schedule			
DC26	2015MIGFDC26233042	Zululand Rural Sanitation : Phase 2D (AFA) MIS 308608 (AFA) MIS 308608	Construct. 80%	289 064 643,72	289 064 643,72	0,00	261 440 669,74	0,00	321 189,77	0,00
							Baseline Schedule			
							Actual / Revised Schedule			
DC26	2017MIGFDC26241079	Zululand Small Water Supply Scheme	Contractor on Site	12 818 000,00	12 818 000,00	0,00	0,00	0,00	0,00	6 615 513,52
							Baseline Schedule			
							Actual / Revised Schedule			
DC26	2019MIGFDC26331822	Simdlangentsha West RWSS Phase 3	Construct. 20%	500 857 120,01	500 857 120,01	0,00	90 564 381,49	4 695 252,59	45 121 783,28	344 291 233,49
							Baseline Schedule	Construct. 80%		
							Actual / Revised Schedule			
DC26	2020MIGFDC26371424	Zululand Rudimentary Water Supply Programme - Phase 5	Design & Tender	159 694 096,80	159 694 096,80	0,00	0,00	3 744 591,33	41 652 318,72	94 246 953,39
							Baseline Schedule	Construct. 60%		
							Actual / Revised Schedule			
DC26	2021MIGFDC26419907	Upgrading of Ulundi Water Treatment Works : Phase 1	Construct. 40%	56 031 353,00	56 031 353,00	0,00	24 146 272,10	0,00	1 547 750,64	231 008,95
							Baseline Schedule			
							Actual / Revised Schedule			
DC26	2021MIGFDC26419908	Upgrading of Ulundi Water Treatment Works : Phase 2	Design & Tender	159 279 945,00	159 279 945,00	0,00	0,00	2 143 719,23	43 010 427,97	94 319 888,39
							Baseline Schedule	Construct. 40%		
							Actual / Revised Schedule			
DC26							0,00	0,00	0,00	0,00
							Baseline Schedule			
							Actual / Revised Schedule			
<b>Insert new rows here ONLY</b>										
<b>Sub Total - Projects</b>				<b>3 562 193 497,62</b>	<b>3 284 497 030,93</b>	<b>202 610 909,96</b>	<b>1 966 359 488,33</b>	<b>16 242 151,22</b>	<b>271 718 000,00</b>	<b>1 064 586 009,29</b>

MONTHLY DORA TRANSFER PAYMENT (DRAWDOWN) SCHEDULE:

PROVINCIAL ACCUMULATIVE EXPENDITURE TARGET (%):

MUNICIPAL ACCUMULATIVE CERTIFIED EXPENDITURE (%):

Table 2: MIG Projects to be Registered

Agent	Municipal Reference Number (IDP or Council Resolution No.)	Project Title (to be used on MIG 1 form)	Project Status	Projected MIG Funding				Jun	Total Projected	Balance
DC26	Approval	Zululand Rural Sanitation : Phase 3	Approval	180 749 935,00	180 749 935,00				0,00	180 749 935,00
								Baseline Schedule		
DC26	2013MIGFDC26213508	Simdlangentsha Central Water Supply Project: Phase 3							0,00	0,00
								Baseline Schedule		

**DC26 Zululand District Municipality**  
**12 IMPLEMENTATION OF MIG PROJECTS 3-year Cash flow**  
**Financial year: 2022/23**  
**Reporting Month: December 2022**  
**Compiled by: Simethembe Mkhize**

ALLOCATION & COMMITMENT SUMMARY			
Financial year	2022/23	2023/24	2024/25
Total MIG Allocation	259 530 000,00	271 718 000,00	284 684 000,00
Total Committed	259 530 000,00	271 718 000,00	284 684 000,00
Total Variance	0,00	0,00	0,00
Table 2 Committed	0,00	0,00	0,00

Table 1: MIG Registered Projects

Agent	Provincial Reference Number	Project Title (as per MIG 1 form)	Project Status	Approved MIG Funding [NOR + AFAs]	Actual Project Cost (Tender sum + fees)	Potential Savings	Total Previous MIG Expenditure	2024/25															
								Jul (Projected)	Aug (Projected)	Sep (Projected)	Oct (Projected)	Nov (Projected)	Dec (Projected)	Jan (Projected)	Feb (Projected)	Mar (Projected)	Apr (Projected)	May (Projected)	Jun (Projected)				
DC26	DC26 PMU	PMU 2022/23	PMU	88 062 056,73	12 976 500,00	0,00	75 085 556,73	1 132 158,33	1 132 158,33	1 132 158,33	1 132 158,33	1 132 158,33	1 132 158,33	1 132 158,33	1 132 158,33	1 132 158,33	1 132 158,33	1 132 158,33	0,00				
DC26	2006MIGFDC265325	Usuthu RWSS Phase 3	Construct. 80%	89 093 640,00	89 093 640,00	0,00	81 157 882,81	0,00	0,00	0,00	0,00	0,00	0,00	0,00	0,00	0,00	0,00	0,00	0,00				
								Baseline Schedule															
								Actual / Revised Schedule															
DC26	2006MIGFDC265333	Khambi RWSS Water Supply AFA	Construct. 60%	74 785 687,00	74 785 687,00	0,00	46 812 229,96	1 167 006,35	0,00	0,00	0,00	0,00	0,00	0,00	0,00	0,00	0,00	0,00	0,00				
								Baseline Schedule															
								Actual / Revised Schedule															
DC26	2006MIGFDC265334	Hlahlindlela/ Mondlo Regional Water Supply	Construct. 80%	167 579 680,00	167 579 680,00	0,00	146 328 820,45	0,00	0,00	0,00	0,00	0,00	0,00	0,00	0,00	0,00	0,00	0,00	0,00				
								Baseline Schedule															
								Actual / Revised Schedule															
DC26	2006MIGFDC265336	Simdlangetsha East RWSS Phase 1	Construct. 80%	25 683 733,70	25 683 733,70	0,00	22 228 582,67	0,00	0,00	0,00	0,00	0,00	0,00	0,00	0,00	0,00	0,00	0,00	0,00				
								Baseline Schedule															
								Actual / Revised Schedule															
DC26	2008MIGFDC26185601	Gumbi Emergency Water Supply	Construct. 80%	26 464 362,00	26 464 362,00	0,00	23 862 885,30	0,00	0,00	0,00	0,00	0,00	0,00	0,00	0,00	0,00	0,00	0,00	0,00				
								Baseline Schedule															
								Actual / Revised Schedule															
DC26	2009MIGFDC26171056	Usuthu Regional Water Supply Scheme Phase 05	Construct. 80%	665 847 909,96	463 237 000,00	202 610 909,96	423 499 320,50	2 554 875,00	2 021 547,00	1 067 933,43	2 081 522,34	1 727 922,41	1 727 922,41	3 702 585,00	1 660 439,60	1 581 225,69	0,00	477 844,63	1 091 594,31				
								Baseline Schedule															
								Actual / Revised Schedule															
DC26	2009MIGFDC26171057	Nkonjeni Regional Water Supply Scheme Phase 04	Construct. 80%	310 103 565,51	310 103 565,51	0,00	309 059 400,43	0,00	0,00	0,00	0,00	0,00	0,00	0,00	0,00	0,00	0,00	0,00	0,00				
								Baseline Schedule															
								Actual / Revised Schedule															
DC26	2012MIGFDC26207602	Simdlangetsha East Water Supply - Phase 2 (AFA) MIS 419583	Construct. 80%	122 054 260,08	122 054 260,08	0,00	93 419 758,65	0,00	0,00	0,00	0,00	0,00	0,00	0,00	0,00	0,00	0,00	0,00	0,00				
								Baseline Schedule															
								Actual / Revised Schedule															
DC26	2013MIGFDC26213508	Simdlangetsha Central Water Supply Project: Phase 3	Construct. 80%	148 006 808,34	148 006 808,34	0,00	115 238 888,53	0,00	0,00	0,00	0,00	0,00	1 522 985,00	0,00	2 048 796,00	959 498,42	1 000 000,00	0,00	0,00				
								Baseline Schedule															
								Actual / Revised Schedule															
DC26	2013MIGFDC26220802	Zululand Rudimentary Water Supply Programme - Phase 4 (AFA) M	Construct. 80%	218 998 225,52	218 998 225,52	0,00	179 563 131,75	0,00	0,00	0,00	0,00	189 959,19	0,00	0,00	0,00	0,00	0,00	0,00	0,00				
								Baseline Schedule															
								Actual / Revised Schedule															
DC26	2014MIGFDC26215437	Mandlakazi Regional Water Supply - Phase 5	Construct. 20%	447 768 410,25	447 768 410,25	0,00	73 951 707,22	2 559 860,00	2 024 582,00	2 885 938,00	3 067 840,00	4 780 031,00	3 306 825,01	4 410 280,00	3 220 948,67	3 440 892,05	3 017 687,61	3 651 932,66	3 410 574,54				
								Baseline Schedule															
								Actual / Revised Schedule															
DC26	2015MIGFDC26233042	Zululand Rural Sanitation : Phase 2D (AFA) MIS 308608 (AFA) MIS	Construct. 80%	289 064 643,72	289 064 643,72	0,00	261 440 669,74	0,00	0,00	0,00	0,00	0,00	0,00	0,00	0,00	0,00	0,00	0,00	0,00				
								Baseline Schedule															
								Actual / Revised Schedule															
DC26	2017MIGFDC26241079	Zululand Small Water Supply Scheme	Contractor on Site	12 818 000,00	12 818 000,00	0,00	0,00	0,00	0,00	0,00	0,00	0,00	0,00	0,00	0,00	0,00	0,00	0,00	0,00				
								Baseline Schedule															
								Actual / Revised Schedule															
DC26	2019MIGFDC26331822	Simdlangetsha West RWSS Phase 3	Construct. 20%	500 857 120,01	500 857 120,01	0,00	90 564 381,49	274 050,77	2 001 245,00	3 025 845,00	9 012 158,00	9 960 752,00	7 799 658,00	8 848 793,00	8 021 698,00	9 991 285,00	5 020 071,00	2 555 655,00	4 695 252,59				
								Baseline Schedule															
								Actual / Revised Schedule															
DC26	2020MIGFDC26371424	Zululand Rudimentary Water Supply Programme - Phase 5	Design & Tender	159 694 096,80	159 694 096,80	0,00	0,00	3 067 840,00	3 787 850,00	3 302 644,00	3 406 770,00	5 606 542,00	8 024 870,00	6 210 258,00	7 016 580,00	9 988 651,00	3 067 785,00	9 427 937,39	3 744 591,33				
								Baseline Schedule															
								Actual / Revised Schedule															
DC26	2021MIGFDC26419907	Upgrading of Ulundi Water Treatment Works : Phase 1	Construct. 40%	56 031 353,00	56 031 353,00	0,00	24 146 272,10	0,00	0,00	0,00	0,00	0,00	0,00	0,00	0,00	0,00	0,00	0,00	0,00				
								Baseline Schedule															
								Actual / Revised Schedule															
DC26	2021MIGFDC26419908	Upgrading of Ulundi Water Treatment Works : Phase 2	Design & Tender	159 279 945,00	159 279 945,00	0,00	0,00	3 908 988,00	4 585 578,00	4 098 650,00	8 107 540,00	6 665 874,00	7 021 542,00	2 201 574,00	3 399 854,00	5 853 675,74	8 078 458,00	5 944 975,00	8 143 719,23				
								Baseline Schedule															
								Actual / Revised Schedule															
DC26								0,00	0,00														
								Baseline Schedule															
								Actual / Revised Schedule															
<b>Insert new rows here ONLY</b>																							
<b>Sub Total - Projects</b>								<b>3 562 193 497,62</b>	<b>3 284 497 030,93</b>	<b>202 610 909,96</b>	<b>1 966 359 488,33</b>	<b>14 664 778,45</b>	<b>15 552 960,33</b>	<b>15 513 168,76</b>	<b>26 807 988,67</b>	<b>30 063 238,93</b>	<b>30 535 960,75</b>	<b>26 505 648,33</b>	<b>26 500 474,60</b>	<b>32 947 386,23</b>	<b>21 316 159,94</b>	<b>23 190 503,01</b>	<b>21 085 732,00</b>

MONTHLY DORA TRANSFER PAYMENT (DRAWDOWN) SCHEDULE:

PROVINCIAL ACCUMULATIVE EXPENDITURE TARGET (%):

MUNICIPAL ACCUMULATIVE CERTIFIED EXPENDITURE (%):

Table 2: MIG Projects to be Registered

Agent	Municipal Reference Number (IDP or Council Resolution No.)	Project Title (to be used on MIG 1 form)	Project Status	Projected MIG Funding		2024/25														
						Jul	Aug	Sep	Oct	Nov	Dec	Jan	Feb	Mar	Apr	May	Jun			
DC26	Approval	Zululand Rural Sanitation : Phase 3	Approval	180 749 935,00	180 749 935,00															
								Baseline Schedule												
DC26	2013MIGFDC26213508	Simdlangetsha Central Water Supply Project: Phase 3																		
								Baseline Schedule												

**DC26 Zululand District Municipality**  
**12 IMPLEMENTATION OF MIG PROJECTS 3-year Cash flow**  
**Financial year: 2022/23**  
**Reporting Month: December 2022**  
**Compiled by: Simthembe Mkhize**

ALLOCATION & COMMITMENT SUMMARY			
Financial year	2022/23	2023/24	2024/25
Total MIG Allocation	259 530 000,00	271 718 000,00	284 684 000,00
Total Committed	259 530 000,00	271 718 000,00	284 684 000,00
Total Variance	0,00	0,00	0,00
Table 2 Committed	0,00	0,00	0,00

Table 1: MIG Registered Projects

Agent	Provincial Reference Number	Project Title (as per MIG 1 form)	Project Status	Approved MIG Funding [=NOR + AFAs]	Actual Project Cost (Tender sum + fees)	Potential Savings	Total Previous MIG Expenditure	2024/25	
								Total Projected	Balance
DC26	DC26 PMU	PMU 2022/23	PMU	88 062 056,73	12 976 500,00	0,00	75 085 556,73	12 453 741,63	-24 020 701,01
DC26	2006MIGFDC265325	Usuthu RWSS Phase 3	Construct. 80%	89 093 640,00	89 093 640,00	0,00	81 157 882,81	0,00	4 327 384,02
							Baseline Schedule		
							Actual / Revised Schedule		
DC26	2006MIGFDC265333	Khambi RWSS Water Supply AFA	Construct. 60%	74 785 687,00	74 785 687,00	0,00	46 812 229,96	1 167 006,35	1 255 488,07
							Baseline Schedule		
							Actual / Revised Schedule		
DC26	2006MIGFDC265334	Hlahlindlela/ Mondlo Regional Water Supply	Construct. 80%	167 579 680,00	167 579 680,00	0,00	146 328 820,45	0,00	5 109,00
							Baseline Schedule		
							Actual / Revised Schedule		
DC26	2006MIGFDC265336	Simlangetsha East RWSS Phase 1	Construct. 80%	25 683 733,70	25 683 733,70	0,00	22 228 582,67	0,00	2 483 383,34
							Baseline Schedule		
							Actual / Revised Schedule		
DC26	2008MIGFDC26165601	Gumbi Emergency Water Supply	Construct. 80%	26 464 362,00	26 464 362,00	0,00	23 862 885,30	0,00	0,00
							Baseline Schedule		
							Actual / Revised Schedule		
DC26	2009MIGFDC26171056	Usuthu Regional Water Supply Scheme Phase 05	Construct. 80%	665 847 909,96	463 237 000,00	202 610 909,96	423 499 320,50	19 695 411,82	175 522 445,27
							Baseline Schedule		
							Actual / Revised Schedule		
DC26	2009MIGFDC26171057	Nkonjeni Regional Water Supply Scheme Phase 04	Construct. 80%	310 103 565,51	310 103 565,51	0,00	309 059 400,43	0,00	587 971,58
							Baseline Schedule		
							Actual / Revised Schedule		
DC26	2012MIGFDC26207602	Simlangetsha East Water Supply - Phase 2 (AFA) MIS 419583	Construct. 80%	122 054 260,08	122 054 260,08	0,00	93 419 758,65	0,00	434,94
							Baseline Schedule		
							Actual / Revised Schedule		
DC26	2013MIGFDC26213508	Simlangentsha Central Water Supply Project: Phase 3	Construct. 80%	148 006 808,34	148 006 808,34	0,00	115 238 888,53	5 531 279,42	559 709,86
							Baseline Schedule		
							Actual / Revised Schedule		
DC26	2013MIGFDC26220802	Zululand Rudimentary Water Supply Programme - Phase 4 (AFA) M	Construct. 80%	218 998 225,52	218 998 225,52	0,00	179 563 131,75	189 959,19	5 603 863,29
							Baseline Schedule		
							Actual / Revised Schedule		
DC26	2014MIGFDC26215437	Mandlakazi Regional Water Supply - Phase 5	Construct. 20%	447 768 410,25	447 768 410,25	0,00	73 951 707,22	39 777 391,54	279 741 533,24
							Baseline Schedule		
							Actual / Revised Schedule		
DC26	2015MIGFDC26233042	Zululand Rural Sanitation : Phase 2D (AFA) MIS 308608 (AFA) MIS	Construct. 80%	289 064 643,72	289 064 643,72	0,00	261 440 669,74	0,00	0,00
							Baseline Schedule		
							Actual / Revised Schedule		
DC26	2017MIGFDC26241079	Zululand Small Water Supply Scheme	Contrator on Site	12 818 000,00	12 818 000,00	0,00	0,00	0,00	6 615 513,52
							Baseline Schedule		
							Actual / Revised Schedule		
DC26	2019MIGFDC26331822	Simlangentsha West RWSS Phase 3	Construct. 20%	500 857 120,01	500 857 120,01	0,00	90 564 381,49	71 206 463,36	273 084 770,13
							Baseline Schedule		
							Actual / Revised Schedule		
DC26	2020MIGFDC26371424	Zululand Rudimentary Water Supply Programme - Phase 5	Design & Tender	159 694 096,80	159 694 096,80	0,00	0,00	66 652 318,72	27 594 634,67
							Baseline Schedule		
							Actual / Revised Schedule		
DC26	2021MIGFDC26419907	Upgrading of Ulundi Water Treatment Works : Phase 1	Construct. 40%	56 031 353,00	56 031 353,00	0,00	24 146 272,10	0,00	231 008,95
							Baseline Schedule		
							Actual / Revised Schedule		
DC26	2021MIGFDC26419908	Upgrading of Ulundi Water Treatment Works : Phase 2	Design & Tender	159 279 945,00	159 279 945,00	0,00	0,00	68 010 427,97	26 309 460,42
							Baseline Schedule		
							Actual / Revised Schedule		
DC26							0,00	0,00	0,00
							Baseline Schedule		
							Actual / Revised Schedule		
<b>Insert new rows here ONLY</b>									
<b>Sub Total - Projects</b>				<b>3 562 193 497,62</b>	<b>3 284 497 030,93</b>	<b>202 610 909,96</b>	<b>1 966 359 488,33</b>	<b>284 684 000,00</b>	<b>779 902 009,29</b>

MONTHLY DORA TRANSFER PAYMENT (DRAWDOWN) SCHEDULE:

PROVINCIAL ACCUMULATIVE EXPENDITURE TARGET (%):

MUNICIPAL ACCUMULATIVE CERTIFIED EXPENDITURE (%):

Table 2: MIG Projects to be Registered

				Total Committed	0,00	0,00	0,00		
Agent	Municipal Reference Number (IDP or Council Resolution No.)	Project Title (to be used on MIG 1 form)	Project Status	Projected MIG Funding				Total Projected	Balance
DC26	Approval	Zululand Rural Sanitation : Phase 3	Approval	180 749 935,00	180 749 935,00			0,00	180 749 935,00
DC26	2013MIGFDC26213508	Simlangentsha Central Water Supply Project: Phase 3						0,00	0,00

---

**6. APPROVAL OF THE ZULULAND DISTRICT MUNICIPALITY'S SERVICE DELIVERY AND BUDGET IMPLEMENTATION PLAN FOR THE QUARTER ENDED 31 DECEMBER 2022.**

The Zululand District Municipality's SDBIP for the quarter ending 31 December 2022 has been reviewed and approved by the Honourable Mayor: Cllr. T.D Buthelezi as said in S69 (3) (a) and S54 (3) of the Municipal Finance Management Act.

**Date Received:** 24-01-2023

**Date Approved:** 25-01-2023

**Signature:** 